




## **FAZER700 PARTS LIST & DIAGRAMS**

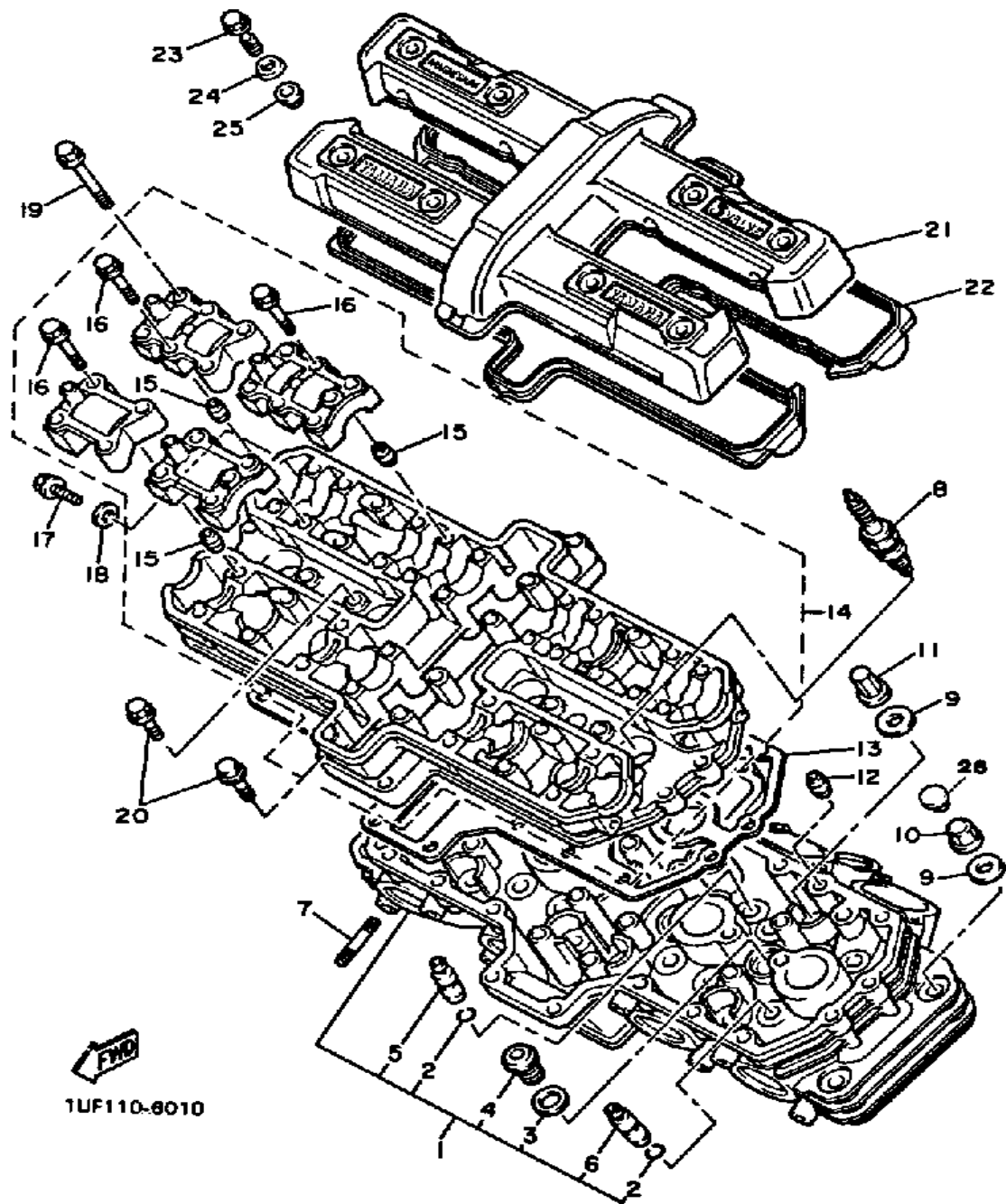


# **YAMAHA**

# **GENUINE**

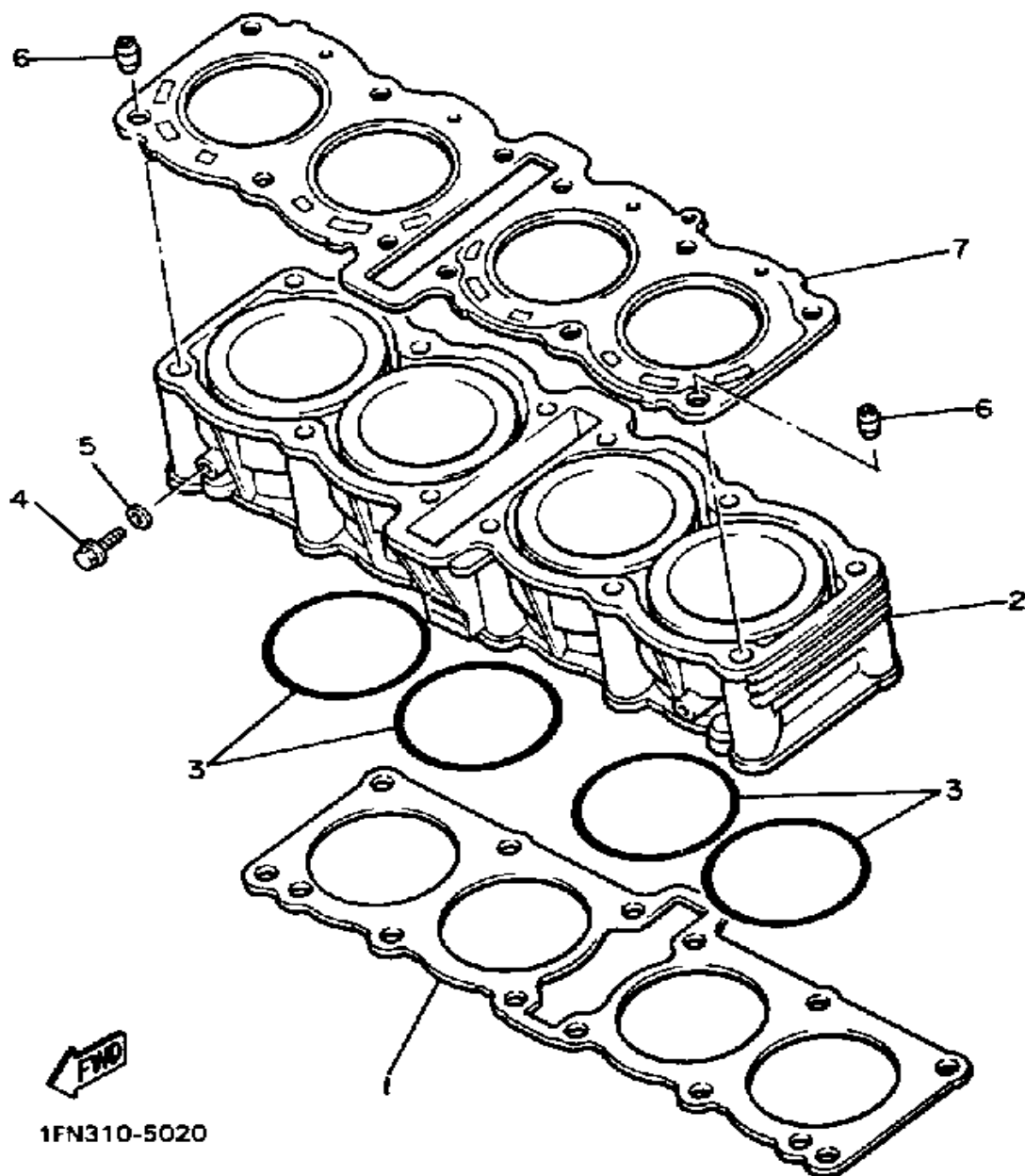
## **PARTS CATALOGUE**

## **MOTORCYCLE**



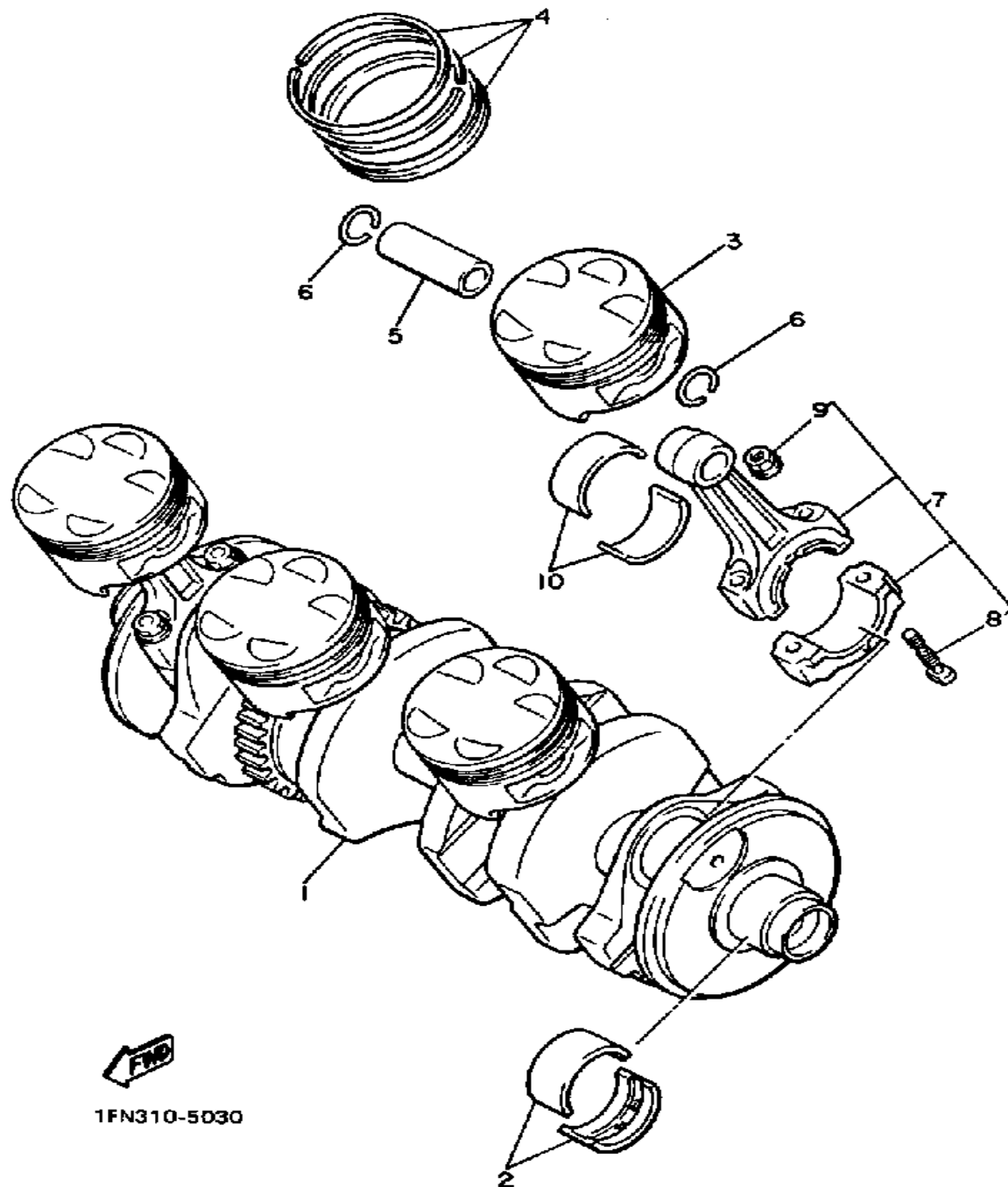
# CYLINDER HEAD

Ref. No.	Part Number	Description	Qty	Remarks
1	1UF-11102-00-00	CYLINDER HEAD ASSEMBLY .	1	
2	93440-09141-00	. CIRCLIP .....	20	
3	90201-183H2-00	. WASHER, PLATE .....	4	
4	90340-18101-00	. PLUG, STRAIGHT SCREW ...	4	
5	1AA-11133-10-00	. GDE, INTK VLV 1 O/S .....	12	
6	1AA-11134-10-00	. GDE, EXST VLV 1 O/S .....	8	
7	95611-06630-00	BOLT, STUD .....	8	
8	NGK-DP8EA-90-00	PLUG, SPARK (NGK DP8EA-9)	4	U.R.
9	90201-096J9-00	WASHER, PLATE .....	12	
10	90179-09489-00	NUT, SPEC"L SHAPE .....	4	
11	90179-09490-00	NUT, SPEC"L SHAPE .....	8	
12	99530-10014-00	PIN, DOWEL .....	2	
13	2GH-11182-00-00	GASKET, CYLINDER HEAD 2 .	1	
14	1UF-1115A-01-00	CAM CASE ASSEMBLY .....	1	
15	99510-08016-00	. PIN, DOWEL .....	16	
16	90105-06153-00	. BOLT, WASHER BASED ....	16	
17	95026-06012-00	BOLT, FLANGE .....	1	
18	90430-06014-00	GASKET .....	1	
19	90105-06362-00	BOLT, WASHER BASED .....	24	
20	95026-06025-00	BOLT, FLANGE .....	11	
21	1UF-11191-00-00	COVER, CYLINDER.HEAD 1 ..	1	
	2AK-11191-00-00	COVER, CYLINDER.HEAD 1 ..	1	WARM SILVER
22	1UF-11193-00-00	GASKET, HD.COVER 1 .....	1	
23	90119-06112-00	BOLT, WITH WASHER .....	8	
24	90209-11262-00	WASHER .....	8	
25	2GH-1111G-00-00	RUBBER, MOUNT 1 .....	8	
26	90338-20183-00	PLUG, SPEC"L SHAPE .....	4	



## CYLINDER

Ref. No.	Part Number	Description	Qty	Remarks
1	1AA-11351-00-00	GASKET, CYLINDER .....	1	
2	1AA-11310-00-00	CYLINDER .....	1	
3	93210-73693-00	O-RING .....	4	
4	95026-06012-00	BOLT, FLANGE .....	2	
5	90430-06014-00	GASKET .....	2	
6	99510-12016-00	PIN, DOWEL .....	2	
7	2KT-11181-01-00	GASKET, CYLINDER HEAD 1 (1AA-11181-00) .....	1	

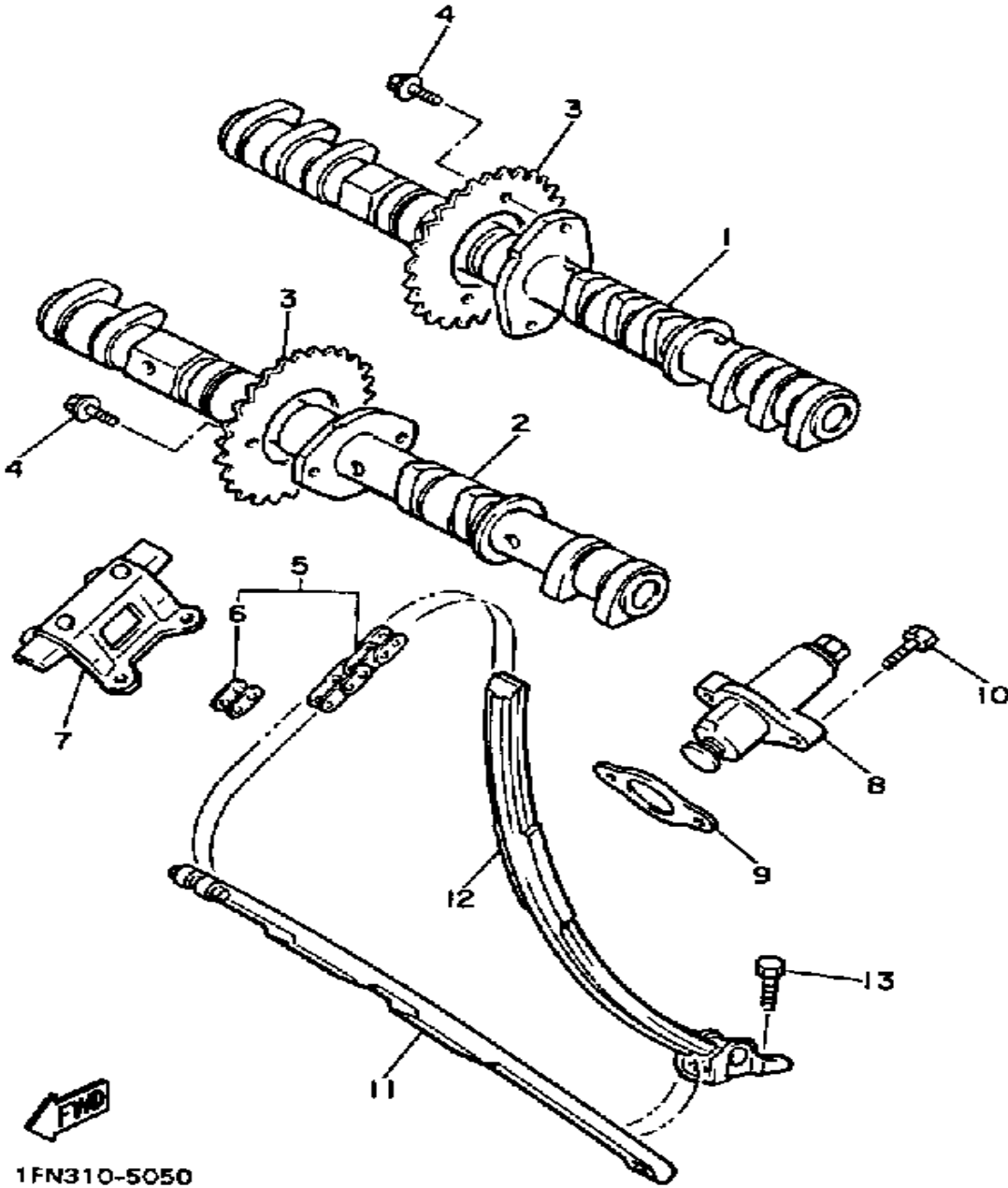


1FN310-5030

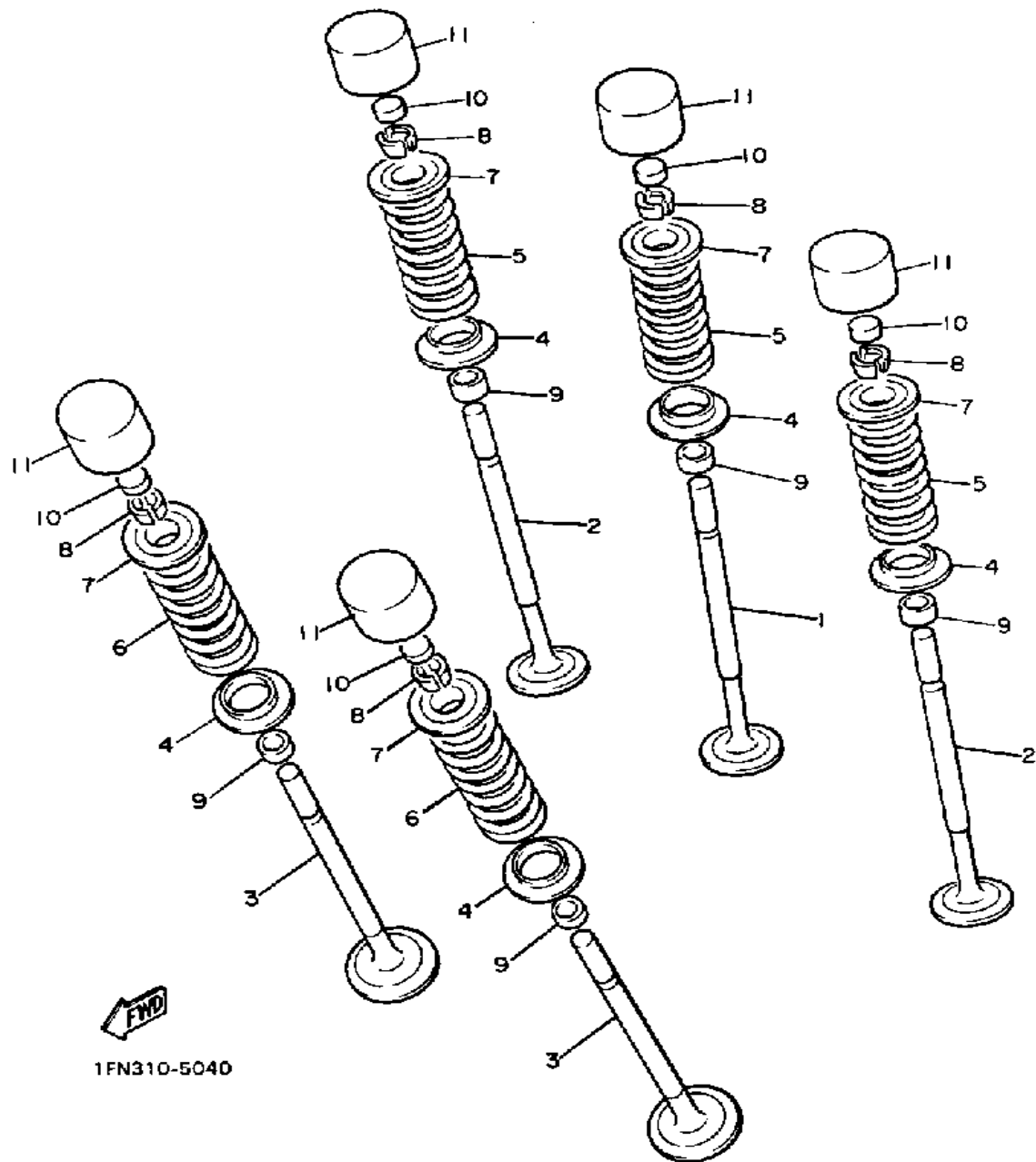
## CRANKSHAFT - PISTON

Ref. No.	Part Number	Description	Qty	Remarks
1	1UF-11411-00-00	CRANKSHAFT .....	1	
2	1AE-11416-00-00	PLANE BRNG, CRSF 1 .....	10	U.R. BLUE
	1AE-11416-10-00	PLANE BRNG, CRSF 1 .....	10	U.R. BLACK
	1AE-11416-20-00	PLANE BRNG, CRSF 1 .....	10	U.R. BROWN
	1AE-11416-30-00	PLANE BRNG, CRSF 1 .....	10	U.R. GREEN
	1AE-11416-40-00	PLANE BRNG, CRSF 1 .....	10	U.R. YELLOW
3	1AA-11631-00-00	PISTON STD .....	4	U.R.
	1AA-11636-00-00	PISTON 2 O/S 0.0 .....	4	ALT. PART
	1AA-11638-00-00	PISTON 4 O/S 1.0 .....	4	ALT. PART
4	1AA-11610-00-00	PISTON RING SET (STD) .....	4	U.R.
	1AA-11610-20-00	PISTON RING SET (2ND O/S) ..	4	ALT. PART
	1AA-11610-40-00	PISTON RING SET (4TH O/S) ..	4	ALT. PART
5	2GH-11633-02-00	PIN, PISTON .....	4	
6	93450-19052-00	CIRCLIP .....	8	
7	1UF-11650-00-00	CONNECTING ROD ASSEMBLY	4	
8	12R-11654-00-00	. BOLT, CONNECTING ROD ..	2	
9	90179-08327-00	. NUT .....	2	
10	1AE-11656-00-00	PLANE BRNG, CON ROD ....	8	U.R. BLUE
	1AE-11656-10-00	PLANE BRNG, CON ROD ....	8	U.R. BLACK
	1AE-11656-20-00	PLANE BRNG, CON ROD ....	8	U.R. BROWN
	1AE-11656-30-00	PLANE BRNG, CON ROD ....	8	U.R. GREEN

# CAMSHAFT - CHAIN



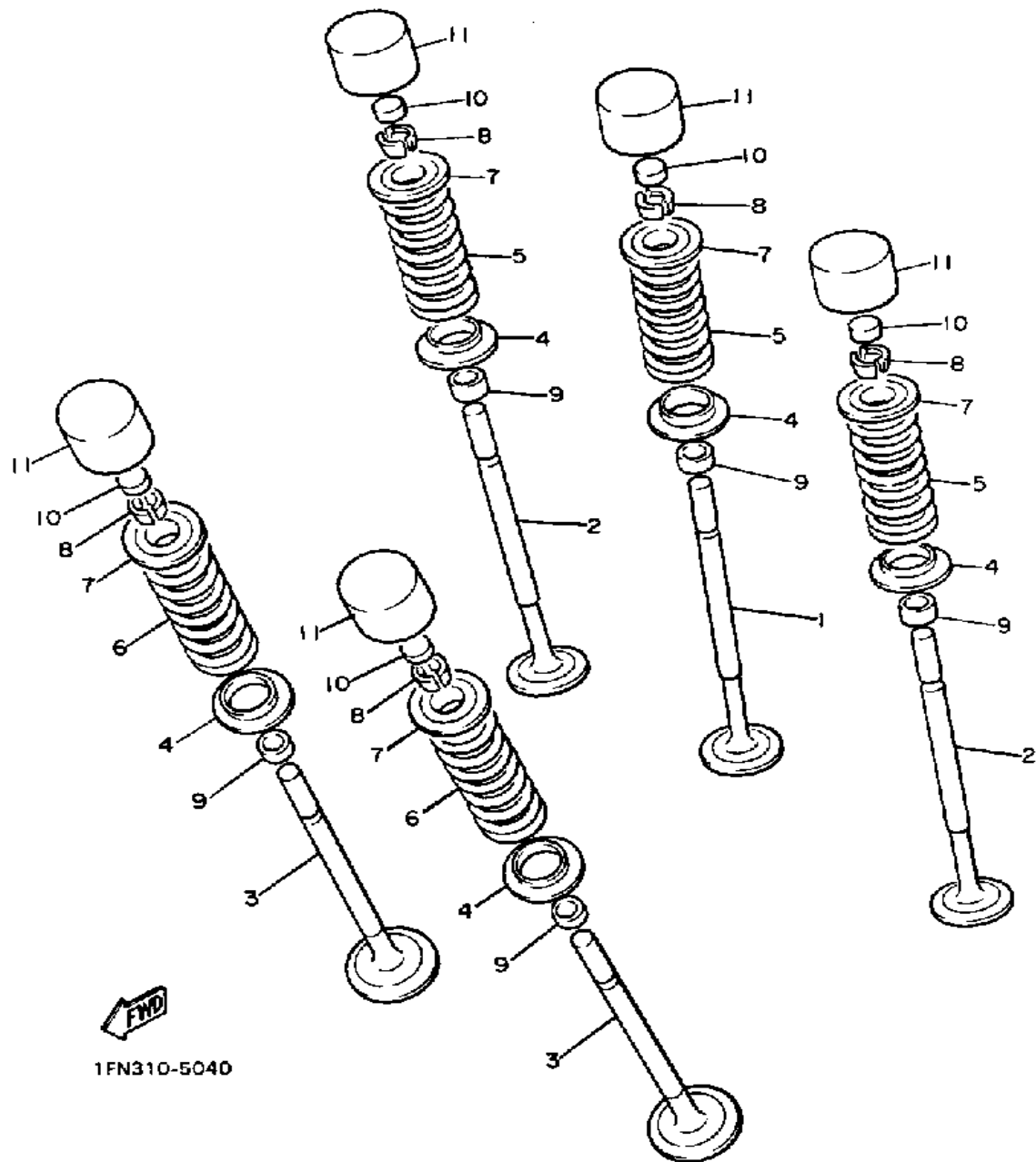
Ref. No.	Part Number	Description	Qty	Remarks
1	1UF-12171-01-00	CAMSHAFT 1 .....	1	
2	1UF-12181-00-00	CAMSHAFT 2 .....	1	
3	4G0-12176-01-00	SPROCKET, CAM CHAIN (4G0-12176-00) (32T) .....	2	
4	90105-07342-00	BOLT, WASHER BASED .....	4	
5	94581-01110-00	CHAIN (1AE) .....	1	
6	94681-01021-00	. JOINT, CHAIN .....	1	
7	2GH-12241-00-00	GUIDE, STOPPER 2 .....	1	
8	1AE-12210-01-00	TENSNR ASSEMBLY, CAM CHN .....	1	
9	4BE-12213-00-00	GASKET, TENSIONER CASE ..	1	
10	95026-06025-00	BOLT, FLANGE .....	2	
11	1AE-12251-00-00	DAMPER, CHAIN 1 .....	1	
12	2GH-12252-00-00	DAMPER, CHAIN 2 .....	1	
13	90109-065A8-00	BOLT .....	2	



# VALVE

Ref. No.	Part Number	Description	Qty	Remarks
1	1AA-12111-01-00	VALVE, INTAKE .....	4	
2	1AA-12112-01-00	VALVE, INTAKE 2 .....	8	
3	1AA-12121-01-00	VALVE, EXHAUST .....	8	
4	2GH-12116-00-00	SEAT, VALVE SPRING .....	20	
5	1AA-12113-01-00	SPRING, VALVE INNER .....	12	
6	1AA-12114-01-00	SPRING VALVE OUTER .....	8	
7	1AA-12117-00-00	RETAINER, VALVE SPR .....	20	
8	1AA-12118-00-00	COTTER, VALVE .....	40	
9	33M-12119-00-00	SEAL, VALVE STEM .....	20	
10	1AA-12168-00-00	PAD, ADJUSTING .....	20	U.R.
	1AA-12168-20-00	PAD, ADJUSTING .....	20	U.R.
	1AA-12168-40-00	PAD, ADJUSTING .....	20	U.R.
	1AA-12168-60-00	PAD, ADJUSTING .....	20	U.R.
	1AA-12168-80-00	PAD, ADJUSTING .....	20	U.R.
	1AA-12168-A0-00	PAD, ADJUSTING .....	20	U.R.
	1AA-12168-F0-00	PAD, ADJUSTING .....	20	U.R.
	1AA-12168-H0-00	PAD, ADJUSTING .....	20	U.R.
	1AA-12168-K0-00	PAD, ADJUSTING .....	20	U.R.
	1AA-12168-M0-00	PAD, ADJUSTING .....	20	U.R.
	1AA-12168-R0-00	PAD, ADJUSTING .....	20	U.R.
	1AA-12168-U0-00	PAD, ADJUSTING .....	20	U.R.
	1AA-12168-W0-00	PAD, ADJUSTING .....	20	U.R.
	1AA-12168-Y0-00	PAD, ADJUSTING .....	20	U.R.
	1AA-12169-10-00	PAD, ADJUSTING .....	20	U.R.
	1AA-12169-30-00	PAD, ADJUSTING .....	20	U.R.
	1AA-12169-50-00	PAD, ADJUSTING .....	20	U.R.
	1AA-12169-70-00	PAD, ADJUSTING .....	20	U.R.
	1AA-12169-90-00	PAD, ADJUSTING .....	20	U.R.
	1AA-12169-E0-00	PAD, ADJUSTING .....	20	U.R.

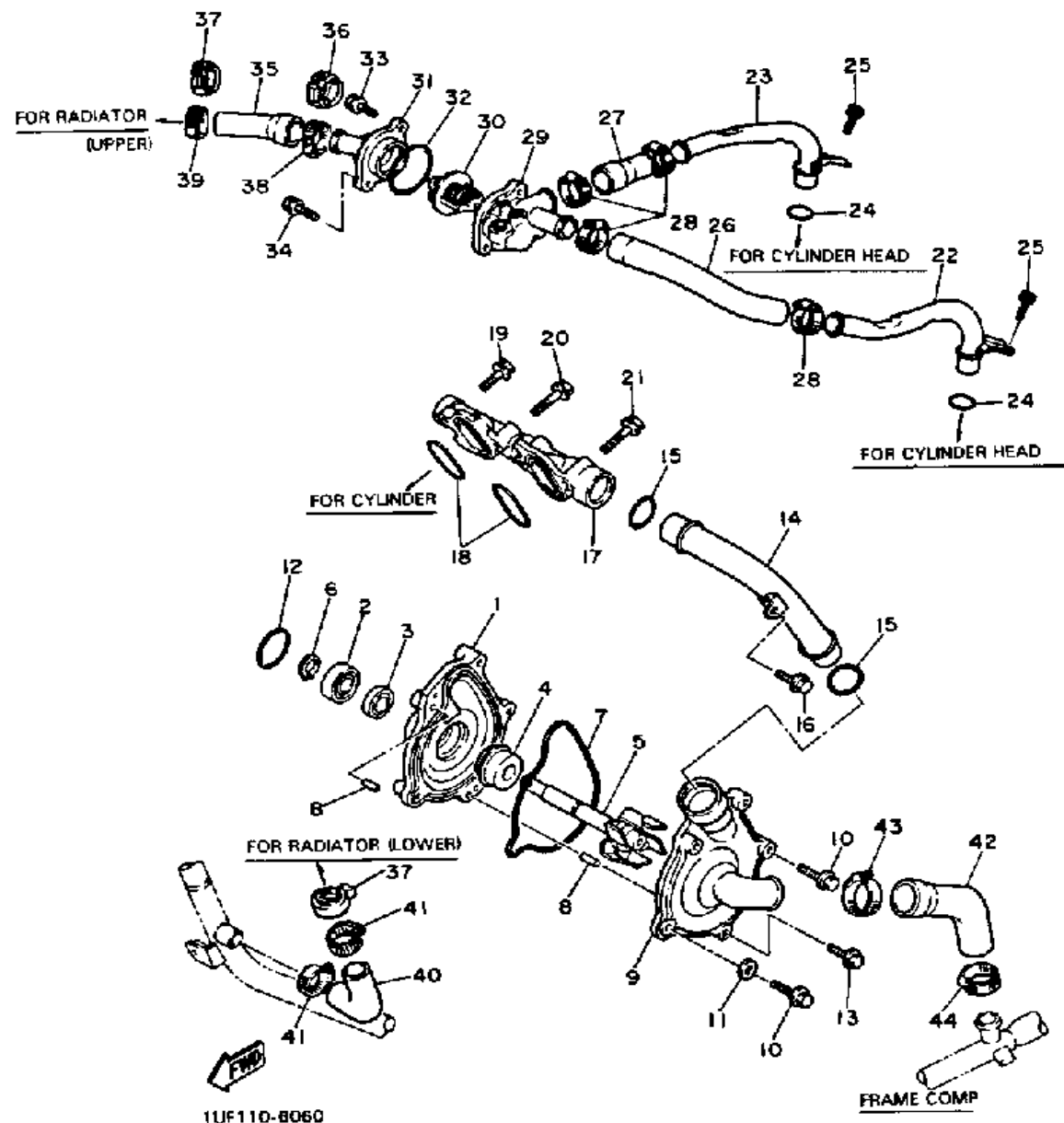
CONTINUED ON NEXT FRAME ➤



# VALVE

Ref. No.	Part Number	Description	Qty	Remarks
10	1AA-12169-G0-00	PAD, ADJUSTING .....	20	U.R.
	1AA-12169-J0-00	PAD, ADJUSTING .....	20	U.R.
	1AA-12169-L0-00	PAD, ADJUSTING .....	20	U.R.
	1AA-12169-N0-00	PAD, ADJUSTING .....	20	U.R.
	1AA-12169-T0-00	PAD, ADJUSTING .....	20	U.R.
11	1AA-12153-01-00	LIFTER, VALVE .....	20	U.R. BLACK
	2NK-12153-09-00	LIFTER, VALVE (O/S) .....	20	U.R. GREEN



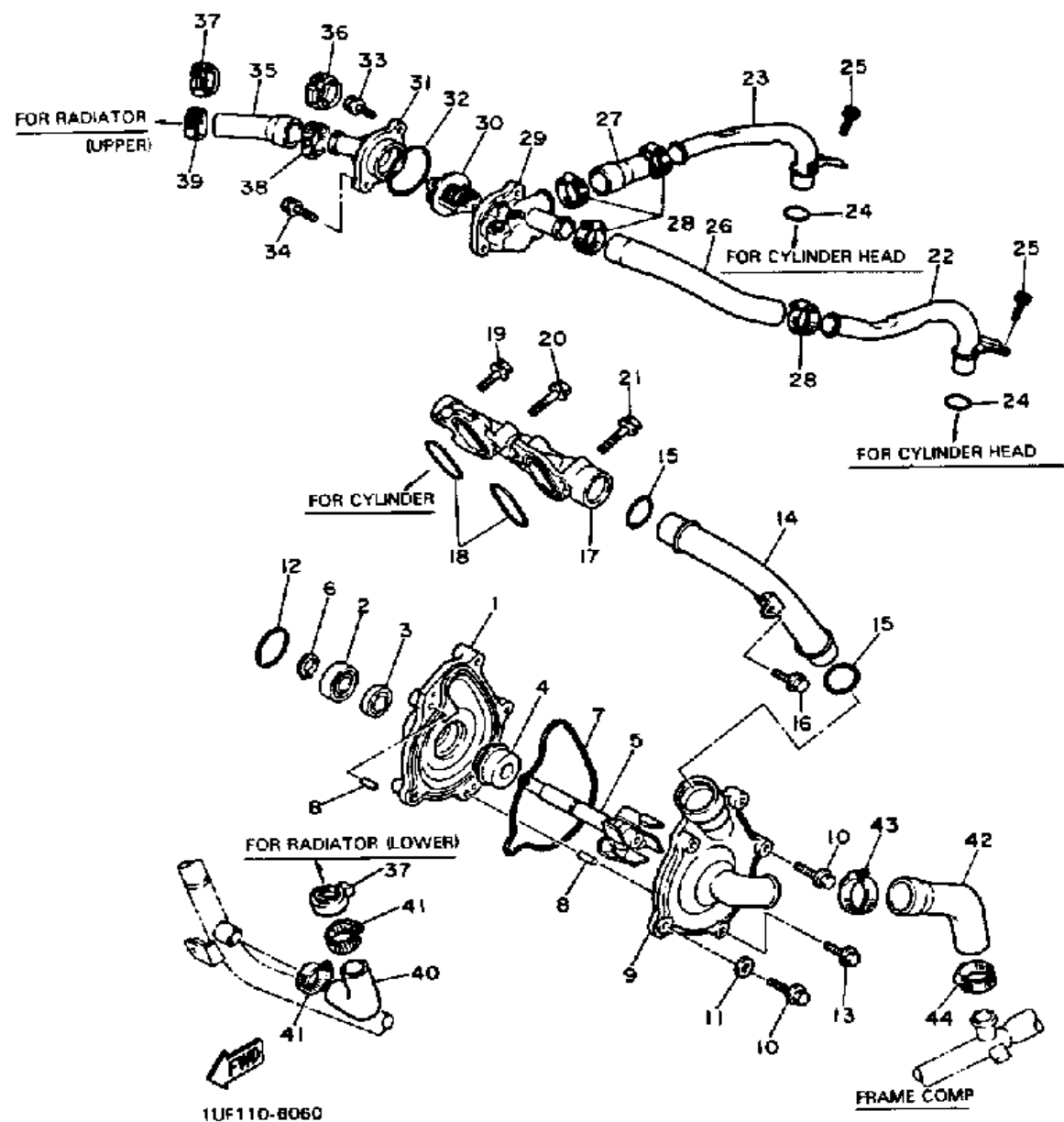


## WATER PUMP - PIPING

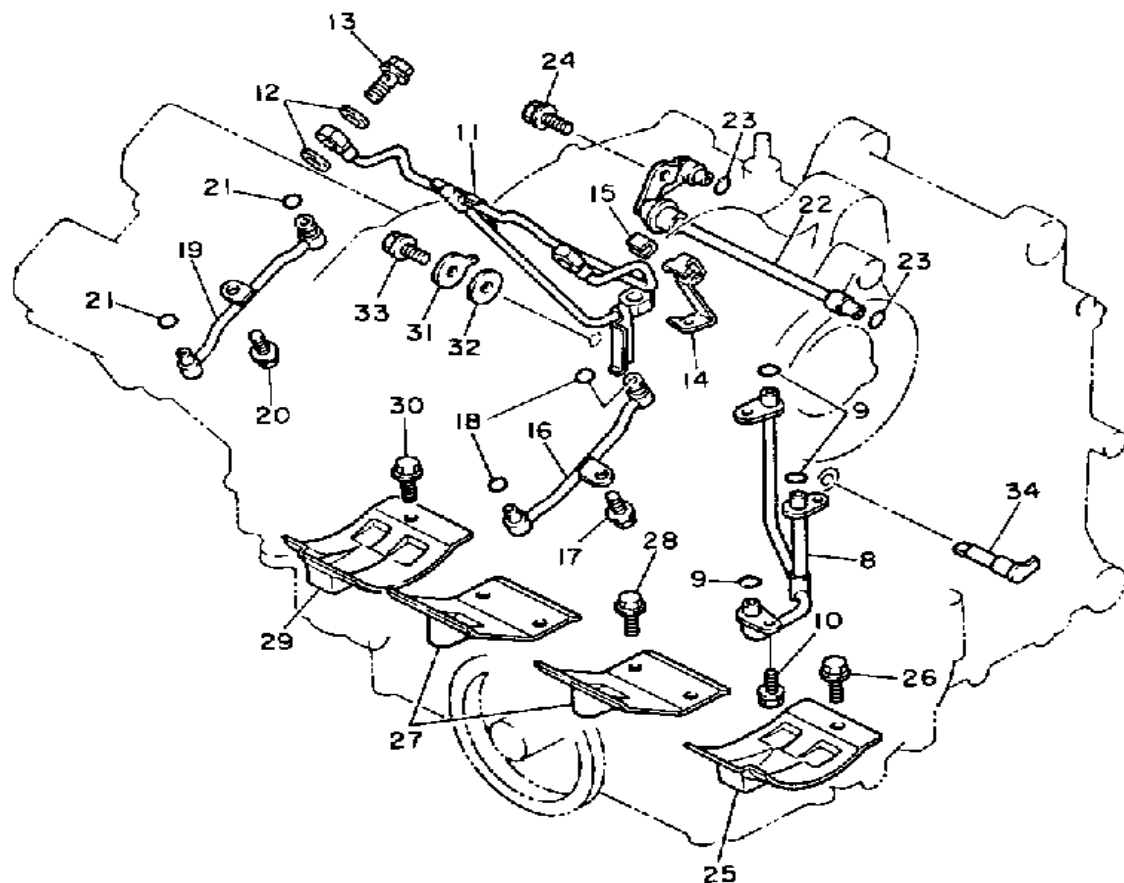
Ref. No.	Part Number	Description	Qty	Remarks
1	1UF-12421-09-00	HOUSING, WATER PUMP	1	
2	93306-00106-00	BEARING	1	
3	93101-12060-00	OIL SEAL	1	
4	11H-12438-00-00	SEAL, MECHANICAL	1	
5	1UF-12450-00-00	IMPELLER SHAFT ASSEMBLY	1	
6	99009-12400-00	CIRCLIP	1	
7	1AE-12439-00-00	O-RING	1	
8	93604-10011-00	PIN, DOWEL	2	
9	1UF-12422-09-00	COVER, HOUSING	1	
10	95026-06025-00	BOLT, FLANGE	3	
11	90430-06014-00	GASKET	1	
12	93210-33133-00	O-RING	1	
13	95026-06050-00	BOLT, FLANGE	2	
14	1UF-12481-00-00	PIPE 1	1	
15	93210-23787-00	O-RING	2	
16	95026-06012-00	BOLT, FLANGE	1	
17	3DX-12469-00-00	JOINT 1	1	
18	93210-30694-00	O-RING	2	
19	95026-06020-00	BOLT, FLANGE	1	
20	95026-06030-00	BOLT, FLANGE	1	
21	95026-06040-00	BOLT, FLANGE	2	
22	1UF-12482-00-00	PIPE 2	1	
23	1UF-12483-00-00	PIPE 3	1	
24	93210-18417-00	O-RING	2	
25	91316-06012-00	BOLT, SOCKET HEAD	2	
26	1UF-12576-00-00	HOSE 1	1	
27	1UF-12577-00-00	HOSE 2	1	
28	90450-32051-00	HOSE CLAMP ASSEMBLY	4	
29	1UF-12417-01-00	HOUSING, THERMOSTAT	1	

CONTINUED ON NEXT FRAME ➤

# WATER PUMP - PIPING

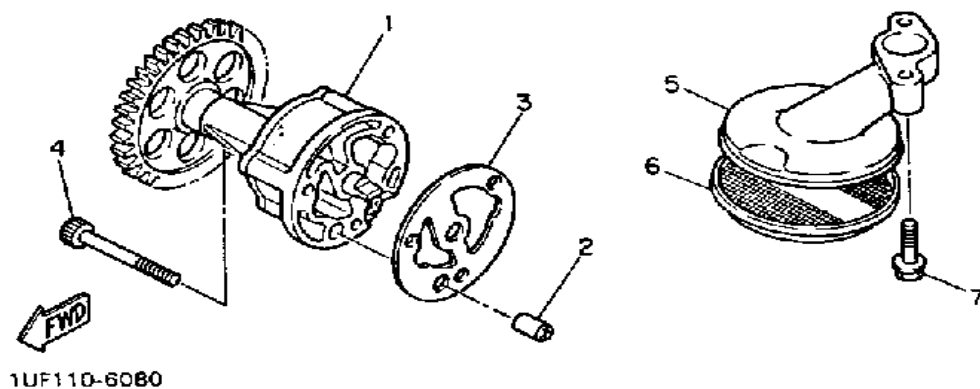


Ref. No.	Part Number	Description	Qty	Remarks
30	1AE-12410-00-00	THERMOSTAT ASSEMBLY ...	1	
31	1UF-12413-00-00	COVER, THERMOSTAT .....	1	
32	93210-49046-00	O-RING .....	1	
33	95026-06020-00	BOLT, FLANGE .....	1	
34	95026-06030-00	BOLT, FLANGE .....	1	
35	1UF-12578-00-00	HOSE 3 .....	1	
36	1UF-1246G-00-00	COVER 4 .....	1	
37	1UF-1246H-00-00	COVER 5 .....	2	
38	90460-38285-00	CLAMP, HOSE .....	1	
39	90450-32051-00	HOSE CLAMP ASSEMBLY ...	1	
40	1UF-12579-00-00	HOSE, 4 .....	1	
41	90450-32051-00	HOSE CLAMP ASSEMBLY ...	2	
42	1UF-12588-00-00	HOSE 5 .....	1	
43	90460-38285-00	CLAMP, HOSE .....	1	
44	90450-32051-00	HOSE CLAMP ASSEMBLY ...	1	

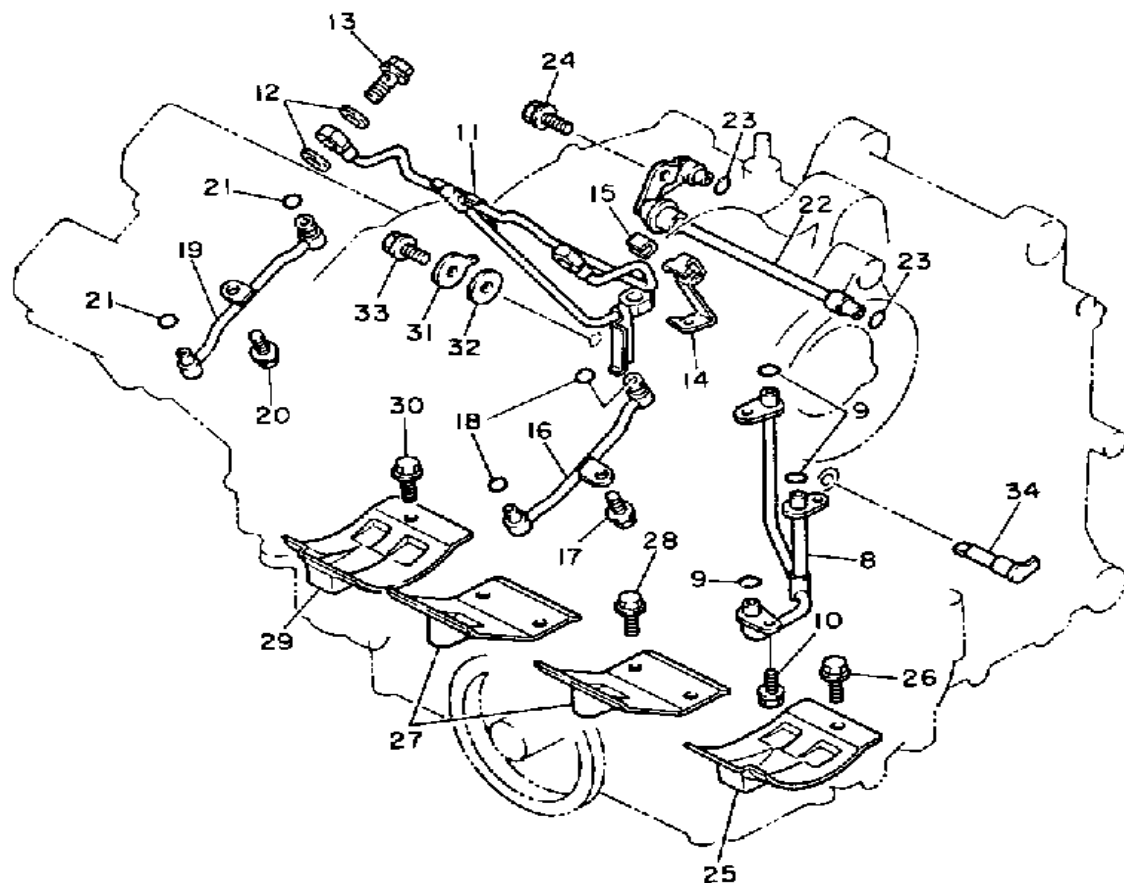


## OIL PUMP

Ref. No.	Part Number	Description	Qty	Remarks
1	1UF-12461-00-00	RADIATOR ASSEMBLY .....	1	
2	26H-12462-00-00	. CAP, RADIATOR .....	1	
3	1AA-12561-00-00	PLUG, DRAIN COCK .....	1	
4	1AA-12435-00-00	GASKET .....	1	
5	1UF-12405-00-00	BLOWER ASSEMBLY .....	1	
6	90119-06044-00	BOLT, WITH WASHER .....	3	
7	1AA-12535-00-00	PLATE .....	3	
8	90480-18276-00	GROMMET .....	1	
9	90387-07037-00	COLLAR .....	1	
10	90480-18435-00	GROMMET .....	2	
11	90387-086U4-00	COLLAR .....	2	
12	90201-06697-00	WASHER, PLATE .....	2	
13	95826-06022-00	BOLT .....	3	
14	1UF-12437-00-00	STOPPER .....	1	
15	98506-04010-00	SCREW, PAN HEAD .....	1	
16	92906-04600-00	WASHER, PLATE .....	1	
17	1UF-12467-00-00	COVER, RADIATOR .....	1	
18	1UF-12435-00-00	GASKET .....	2	
19	98506-05010-00	SCREW, PAN HEAD .....	2	
20	92906-05100-00	WASHER, SPRING .....	2	
21	92906-05600-00	WASHER, PLATE .....	2	
22	90183-05024-00	NUT, SPRING .....	2	
23	90445-095E9-00	HOSE .....	1	
24	90467-08017-00	CLIP .....	1	
25	90467-08003-00	CLIP .....	1	
26	1UF-21871-00-00	TANK, RECOVERY .....	1	
27	90159-06056-00	SCREW, WITH WASHER .....	1	
28	4L0-21875-00-00	CAP .....	1	
29	1AA-21874-00-00	GASKET .....	1	

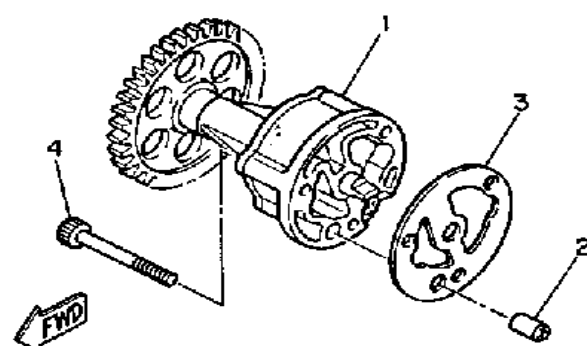


CONTINUED ON NEXT FRAME ➤

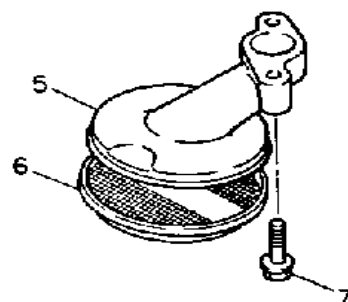


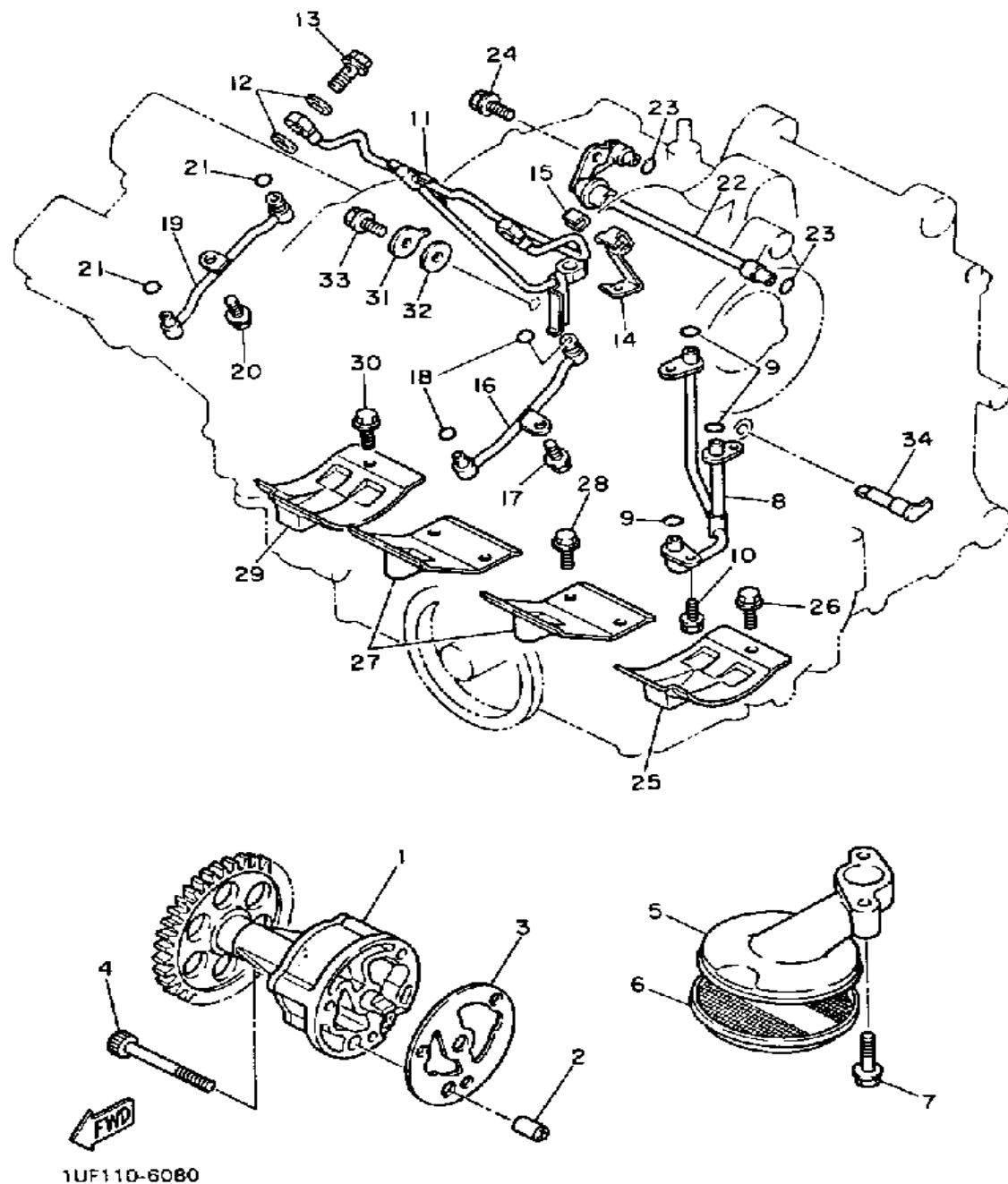
# OIL PUMP

Ref. No.	Part Number	Description	Qty	Remarks
30	(1UF-21816-00-00)	PIPE 1 .....	1	
31	90480-14052-00	GROMMET .....	1	
32	1UF-1246A-00-00	COVER 1 .....	1	
33	1UF-1246E-00-00	COVER 2 .....	1	



1UF110-6080

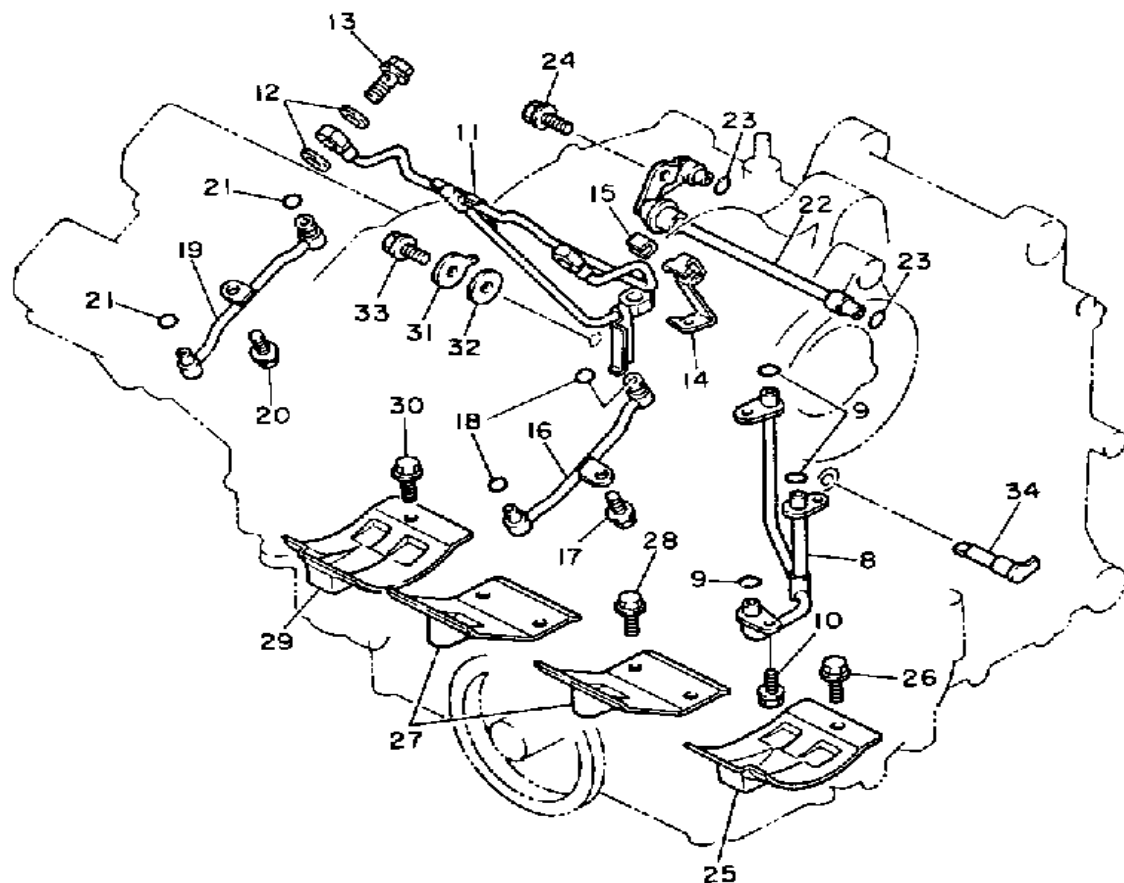




## OIL PUMP

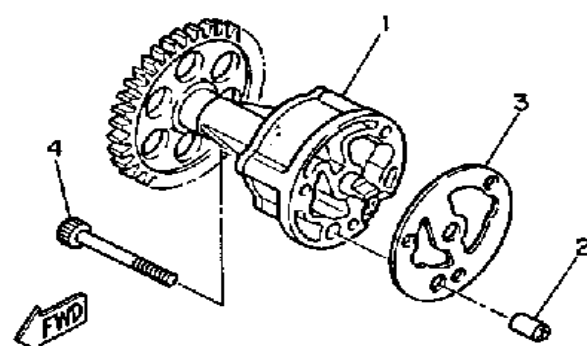
Ref. No.	Part Number	Description	Qty	Remarks
1	1AE-13300-00-00	OIL PUMP ASSEMBLY .....	1	
2	99510-08012-00	PIN, DOWEL .....	1	
3	2GH-13329-00-00	GASKET, PUMP COVER .....	1	
4	91316-06050-00	BOLT, SOCKET HEAD .....	3	
5	3KS-13412-00-00	HOUSING, STRAINER .....	1	
6	1AE-13411-00-00	STRAINER, OIL .....	1	
7	95026-06030-00	BOLT, FLANGE .....	2	
8	1AE-13161-00-00	PIPE, DELIVERY 1 .....	1	
9	93210-06714-00	O-RING .....	3	
10	95026-06012-00	BOLT, FLANGE .....	2	
11	1UF-13593-00-00	DAMPER .....	1	
12	90430-10171-00	GASKET .....	6	
13	90401-10096-00	BOLT, UNION .....	3	
14	1UF-13593-00-00	DAMPER .....	1	
15	90480-05201-00	GROMMET .....	1	
16	(2GH-13181-00-00)	PIPE, DELIVERY 3 .....	1	
17	95026-06012-00	BOLT, FLANGE .....	1	
18	93210-06632-00	O-RING .....	2	
19	1AA-13161-00-00	PIPE, DELIVERY 1 .....	1	
20	95026-06012-00	BOLT, FLANGE .....	1	
21	93210-06632-00	O-RING .....	2	
22	1AE-1316E-00-00	PIPE, DELEVERY 5 .....	1	
23	93210-07135-00	O-RING .....	2	
24	95026-06012-00	BOLT, FLANGE .....	1	
25	2GH-15123-00-00	PLATE, BUFFLE 1 .....	1	
26	95026-06012-00	BOLT, FLANGE .....	2	
27	1AE-15124-00-00	PLATE, BUFFLE 2 .....	2	
28	95026-06012-00	BOLT, FLANGE .....	6	
29	(1AE-15133-00-00)	PLATE, BUFFLE 3 .....	1	

CONTINUED ON NEXT FRAME ➤

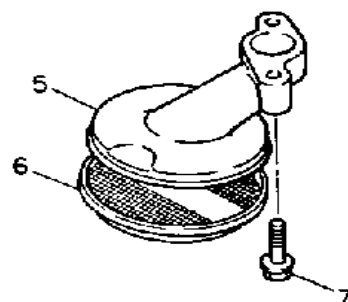


# OIL PUMP

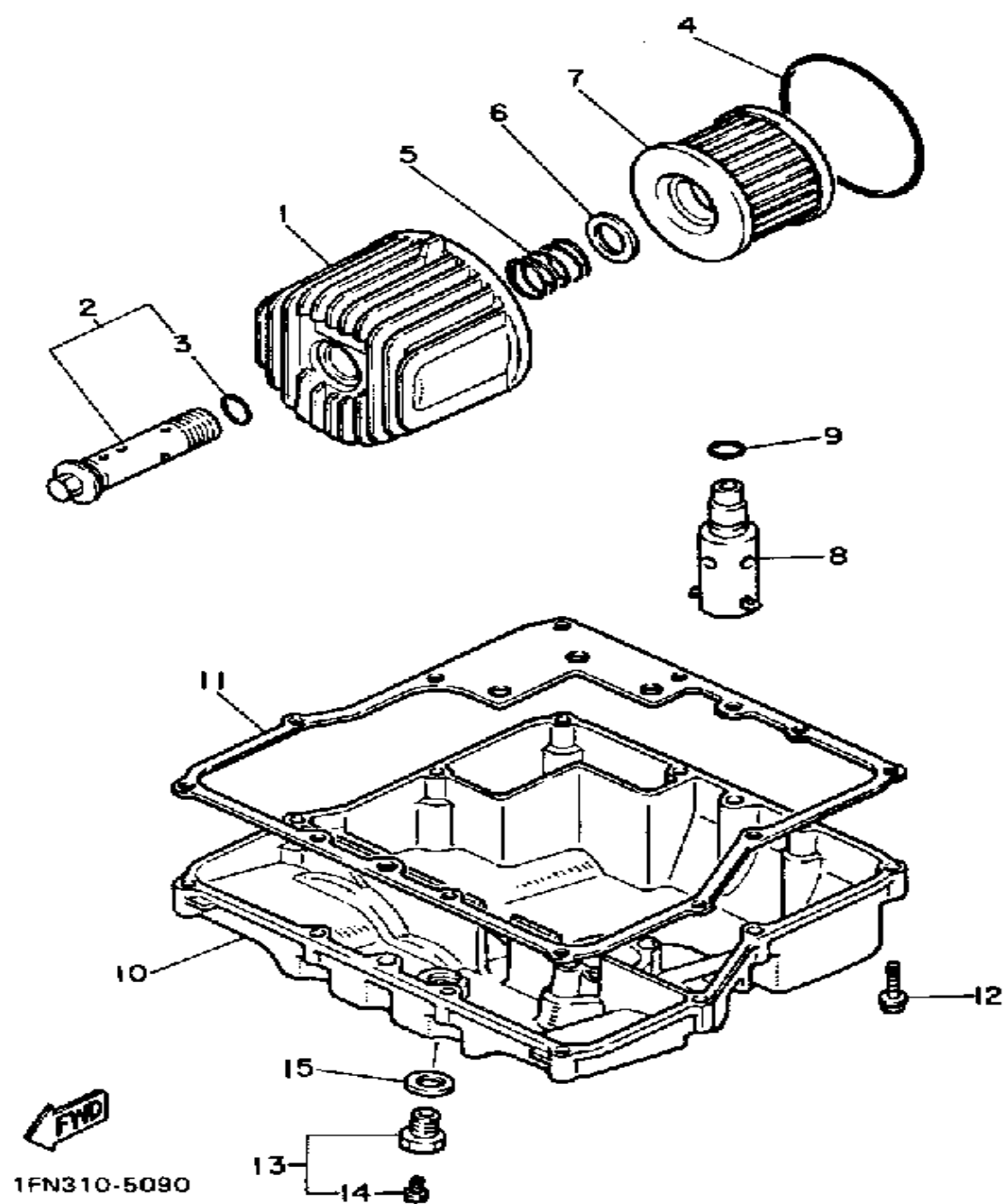
Ref. No.	Part Number	Description	Qty	Remarks
30	95026-06012-00	BOLT, FLANGE .....	2	
31	90201-060K2-00	WASHER, PLATE .....	1	
32	90430-06195-00	GASKET .....	1	
33	95811-06016-00	BOLT, FLANGE (95822-06016) .	1	
34	1AE-13454-00-00	NOZZLE .....	1	



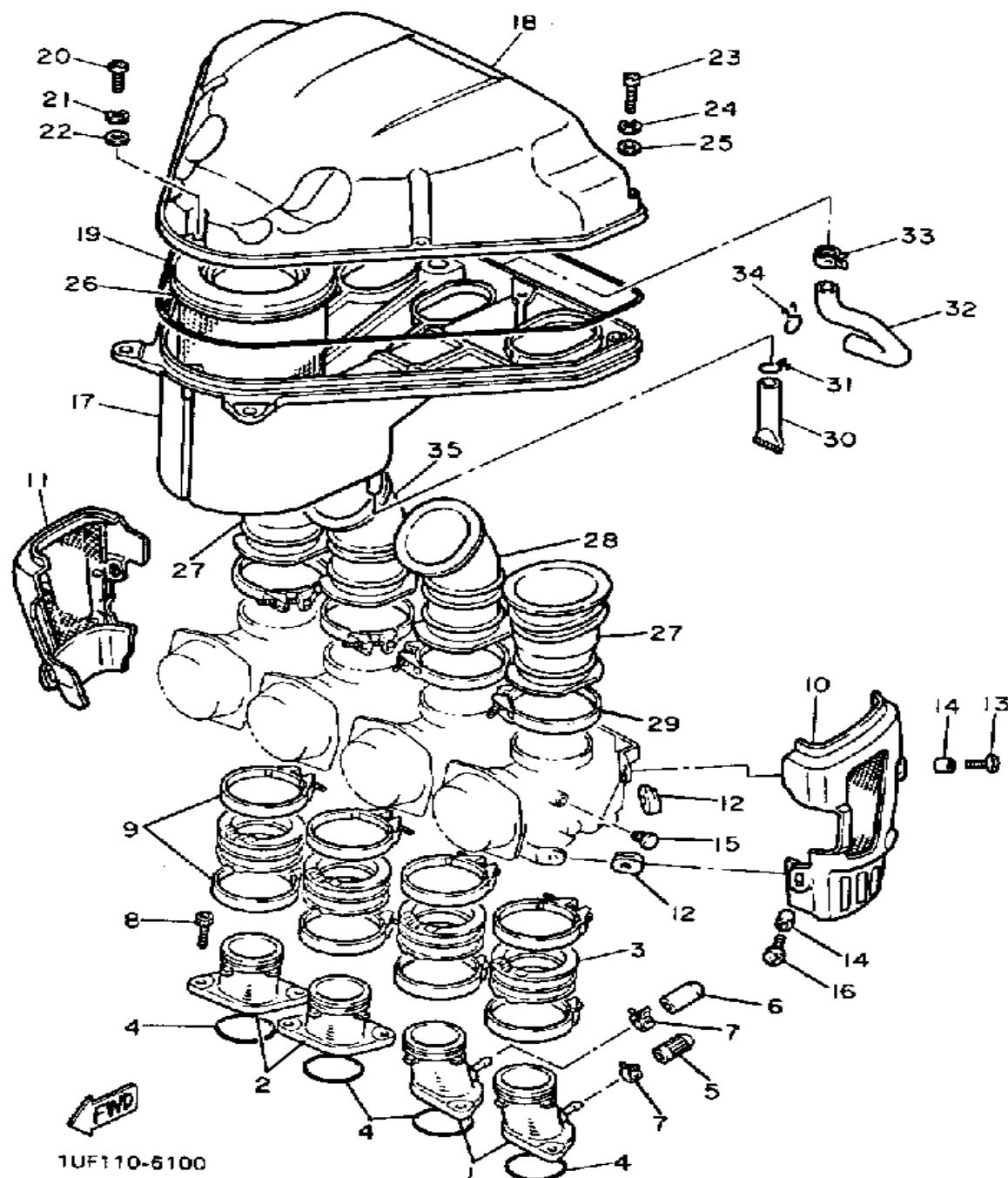
1UF110-6080



# OIL FILTER



Ref. No.	Part Number	Description	Qty	Remarks
1	1AE-13447-00-00	COVER, OIL ELEMENTELEMENT .....	1	
2	36Y-13340-00-00	BY-PASS VALVE ASSEMBLY .	1	
3	93210-16629-00	. O-RING .....	1	
4	93210-87723-00	O-RING .....	1	
5	90501-20422-00	SPRING, COMPRESSION .....	1	
6	90201-21608-00	WASHER, PLATE .....	1	
7	36Y-13441-00-00	ELEMENT, OIL CLNR .....	1	
8	36Y-13490-00-00	RELIEF VALVE ASSEMBLY ...	1	
9	93210-15566-00	O-RING .....	1	
10	3NE-13417-00-00	COVER, STRAINER .....	1	
11	1AE-13414-01-00	GASKET STRNR COVER .....	1	
12	95026-06030-00	BOLT, FLANGE .....	12	
13	3VD-13455-00-00	PLUG .....	1	
14	98901-06008-00	. SCREW, BIND .....	1	
15	214-11198-01-00	GASKET .....	1	



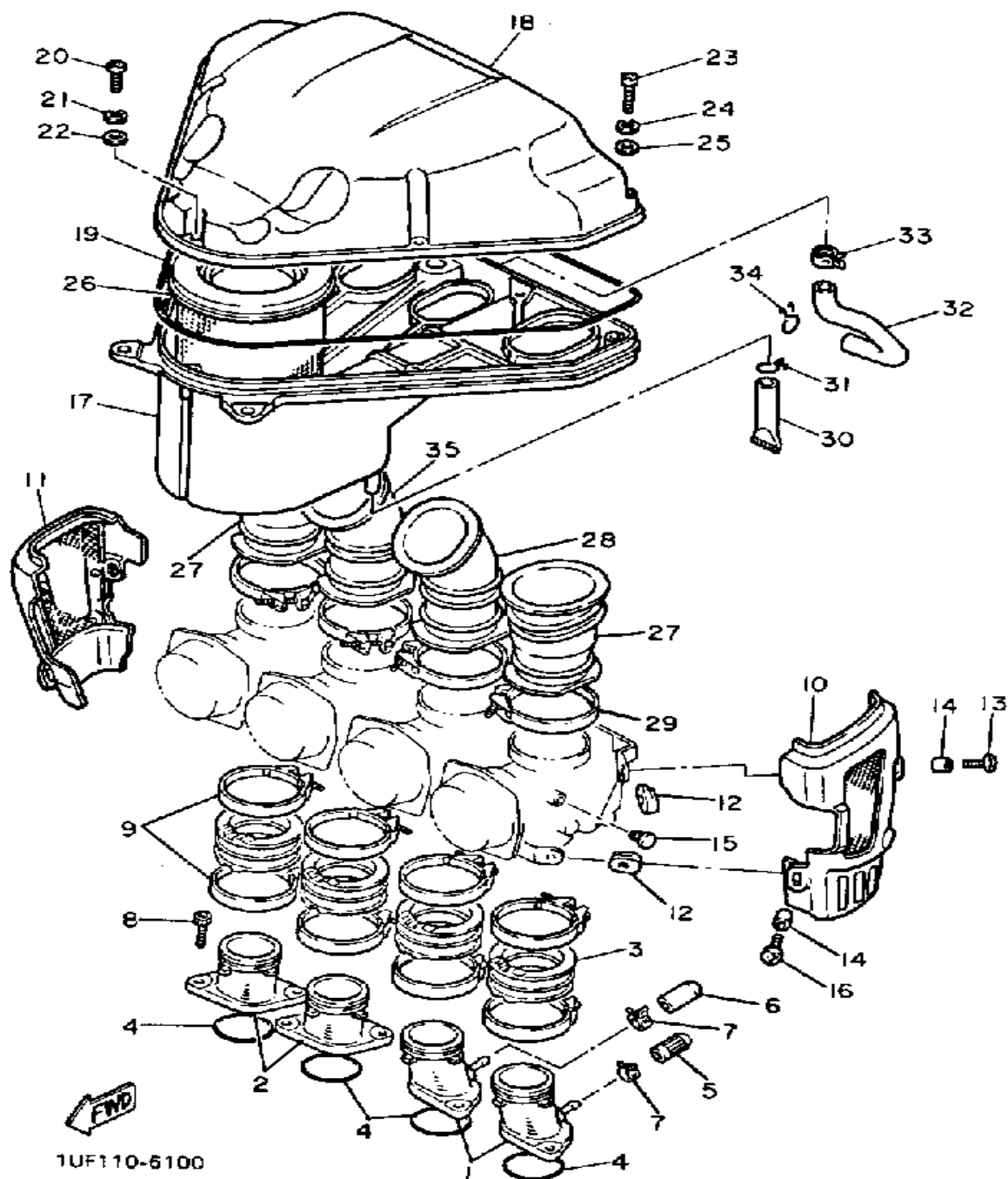
## AIR FILTER

Ref. No.	Part Number	Description	Qty	Remarks
1	1AE-13586-01-00	JOINT, CARBURETOR 1	2	
2	1AE-13596-01-00	JOINT, CARBURETOR 2	2	
3	2LM-13597-00-00	JOINT, CARBURETOR 3	4	
4	93210-39700-00	O-RING	4	
5	16G-13569-00-00	PLUG, BLIND	2	
6	1AA-13569-00-00	PLUG, BLIND	2	
7	90467-10039-00	CLIP	4	
8	91316-06020-00	BOLT, SOCKET HEAD	8	
9	1AE-13575-00-00	BAND	8	
10	1UF-14417-00-00	COVER 1	1	
	1UF-14417-10-00	COVER 1	1	
11	1UF-14418-00-00	COVER 2	1	
12	1UF-13593-00-00	DAMPER	4	
13	90154-05059-00	SCREW, BINDING	2	
14	90387-062N2-00	COLLAR	4	
15	(1UF-15326-00-00)	DAMPER, ENG MOUNT 2	2	
16	90154-05005-00	SCREW, BINDING	2	
17	1UF-14411-00-00	CASE, AIR CLEANER 1	1	
18	1UF-14421-00-00	CASE, AIR CLEANER 2	1	
19	5T0-14457-00-00	SEAL	1	
20	98580-05020-00	SCREW, PAN HEAD	5	
21	92990-05100-00	WASHER, SPRING	5	
22	92901-05600-00	WASHER, PLATE	5	
23	98501-05035-00	SCREW, PAN HEAD	2	
24	92990-05100-00	WASHER, SPRING	2	
25	92901-06600-00	WASHER	2	
26	1UF-14451-00-00	ELEMENT, AIR CLNR	1	
27	1UF-14453-00-00	JOINT, AIR CLNR 1	2	
28	1UF-14454-00-00	JOINT	1	

CONTINUED ON NEXT FRAME ➤

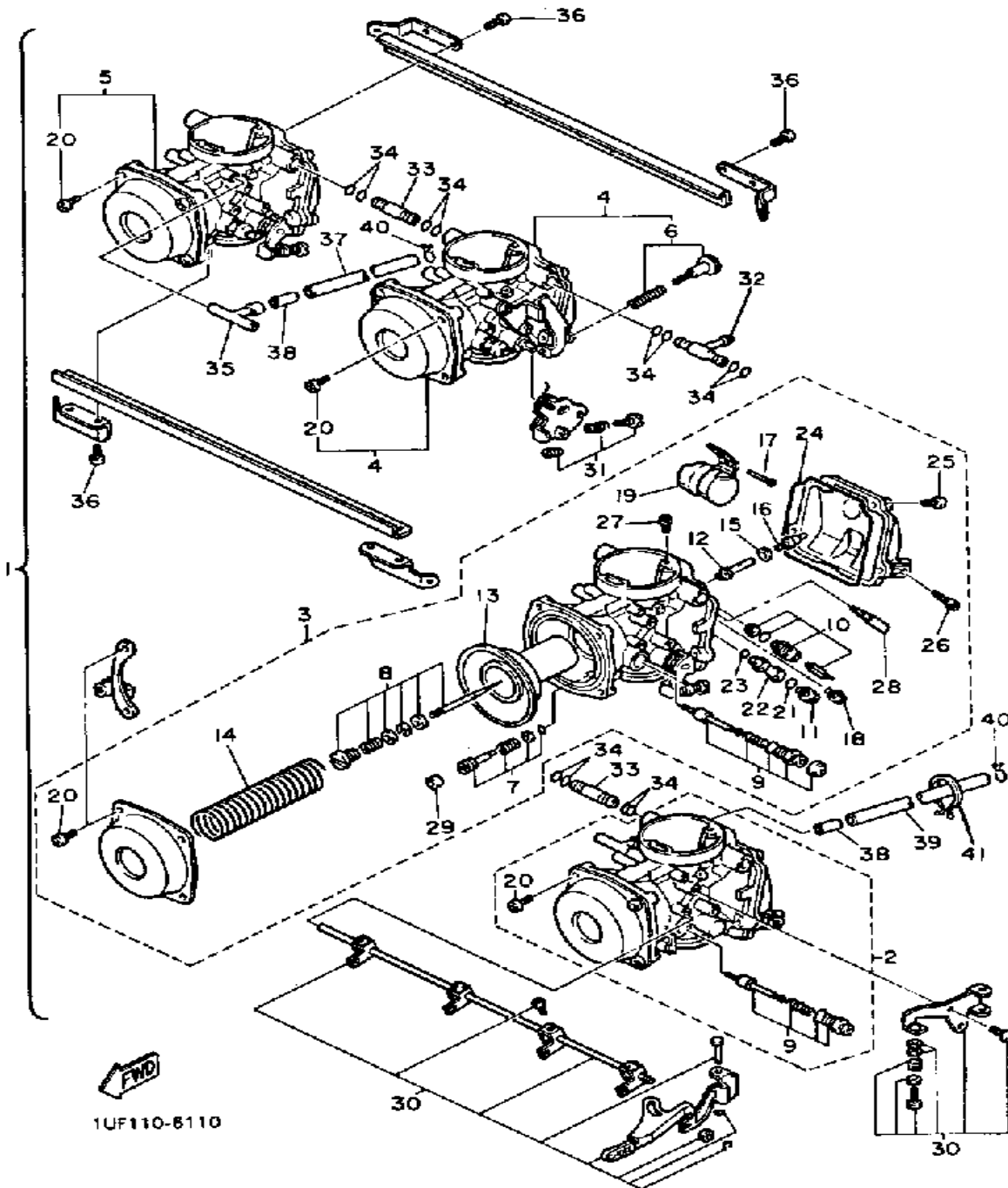


# AIR FILTER



Ref. No.	Part Number	Description	Qty	Remarks
29	90460-58015-00	CLAMP, HOSE .....	4	
30	34X-1443E-00-00	PIPE, DRAIN .....	1	
31	90467-10008-00	CLIP .....	1	
32	(1UF-11167-00-00)	PIPE, BREATHER 2 .....	1	
33	90467-15054-00	CLIP .....	1	
34	90467-14015-00	CLIP .....	1	
35	1UF-14463-00-00	JOINT, AIR CLNR 2 .....	1	

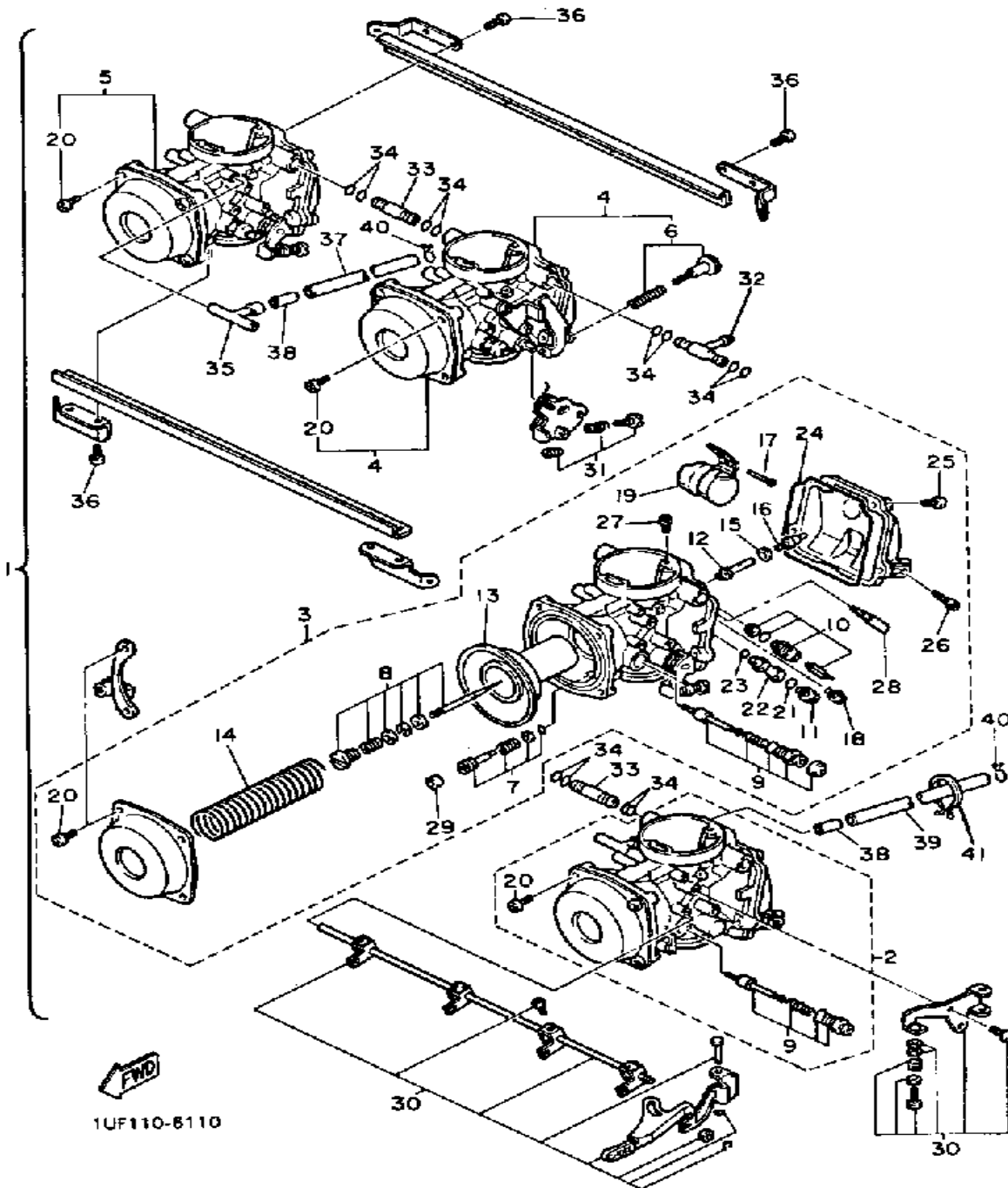
# CARBURETOR



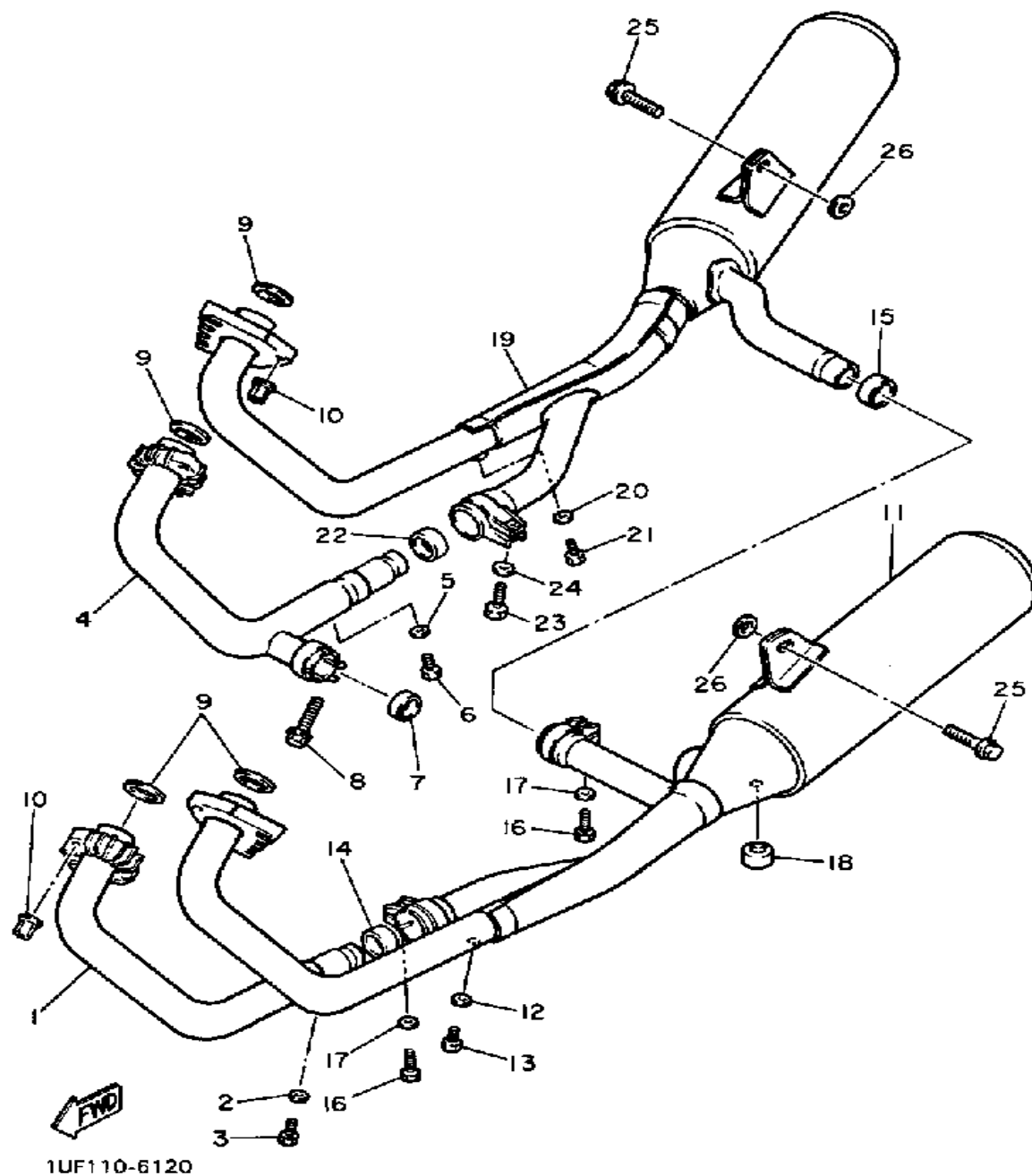
Ref. No.	Part Number	Description	Qty	Remarks
1	(1UF-14900-00-00)	UNAVAILABLE IN PRICE BOOK	1	N/A
	(1UH-14900-00-00)	UNAVAILABLE IN PRICE BOOK	1	N/A
2	(1UH-14901-00-00)	CARBURETOR ASSEMBLY 1	1	UR FOR CALIF
	1UH-14901-01-00	CARBURETOR ASSEMBLY 1	1	U.R.
3	(1UF-14902-00-00)	CARBURETOR ASSEMBLY 2	1	U.R.
	(1UH-14902-00-00)	CARBURETOR ASSEMBLY 2	1	UR FOR CALIF
4	(1UF-14903-00-00)	CARBURETOR ASSEMBLY 3	1	U.R.
	(1UH-14903-00-00)	CARBURETOR ASSEMBLY 3	1	UR FOR CALIF
5	(1UF-14904-00-00)	CARBURETOR ASSEMBLY 4	1	U.R.
	(1UH-14904-00-00)	CARBURETOR ASSEMBLY 4	1	UR FOR CALIF
6	1AE-14103-00-00	.. THROTTLE SCREW SET	1	
7	12R-14105-00-00	.. PILOT SCREW SET	4	
8	1UF-1490J-01-00	.. NEEDLE SET	4	
9	1AE-1410A-00-00	.. STARTER SET	1	U.R.
	1FN-1410A-00-00	.. STARTER SET	3	U.R.
10	1FN-14107-12-00	.. NEEDLE VALVE SET	4	
11	620-14231-21-A0	.. JET, MAIN (#105)	4	U.R.
	620-1423A-71-A0	.. JET, MAIN #102.5 (102.5)	4	U.R.
12	1AE-14141-90-00	.. NOZZLE, MAIN	4	
13	1AE-14940-00-00	.. DIAPHRAGM ASSEMBLY	4	
14	1AE-14933-00-00	.. SPRING, DIAPHRAGM	4	
15	137-14153-00-00	.. WASHER, MAIN JET	4	
16	1AE-14565-00-00	.. SCREW	4	
17	353-14186-00-00	.. PIN, FLOAT	4	
18	1FN-14565-00-00	.. SCREW	4	
19	1AE-14985-00-00	.. FLOAT	4	
20	98580-05010-00	.. SCREW, PAN HEAD	16	
21	1AE-14227-00-00	.. O-RING	4	
22	1AE-14261-00-00	.. HOLDER	4	

CONTINUED ON NEXT FRAME ➤

# CARBURETOR

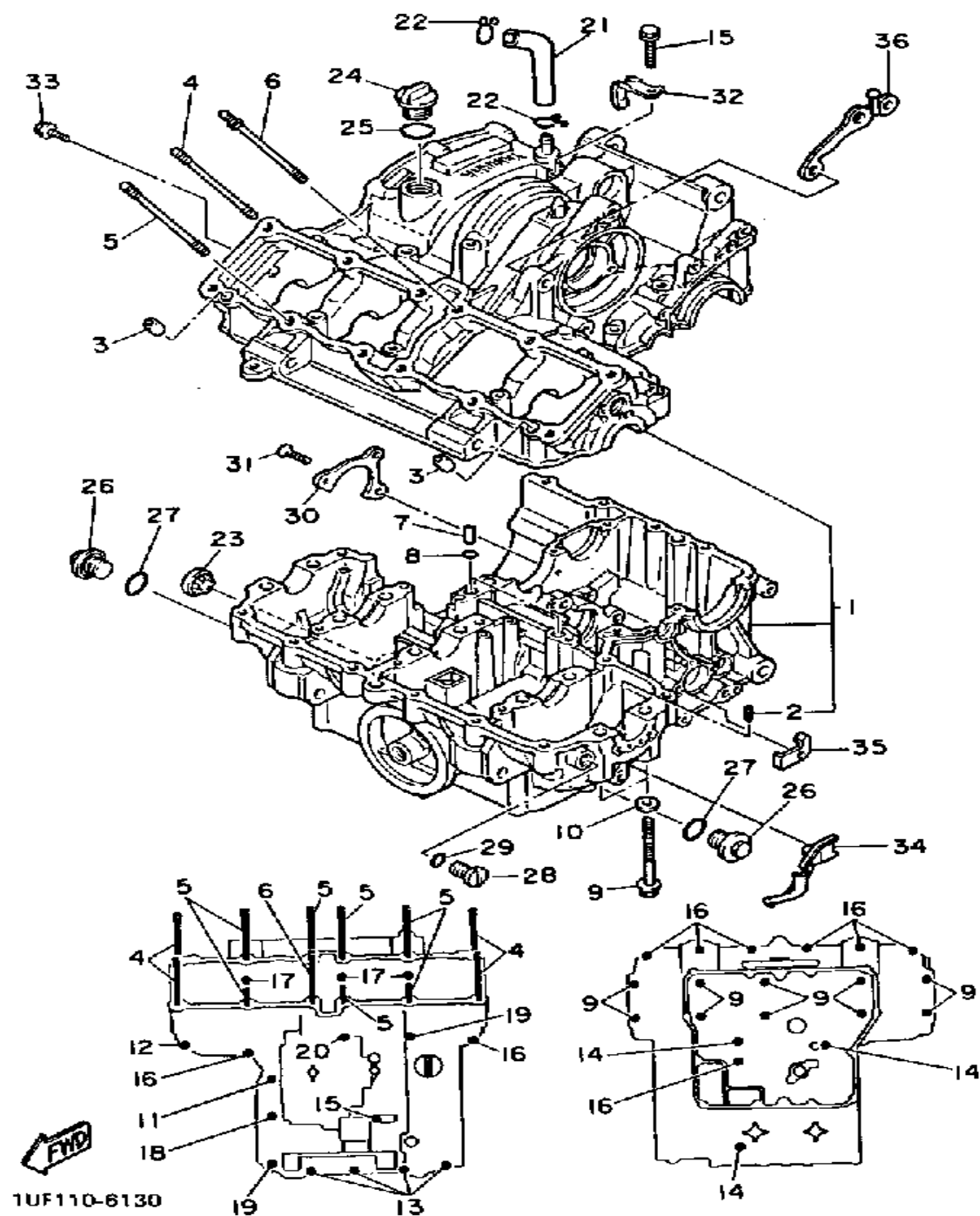


Ref. No.	Part Number	Description	Qty	Remarks
23	1AE-14237-00-00	.. GASKET .....	4	
24	1FN-14147-00-00	.. O-RING .....	4	
25	98503-04014-00	.. SCREW, PAN HEAD .....	16	
26	12R-14191-00-00	.. PLUG, DRAIN .....	4	
27	830-14231-26-00	.. JET, PILOT AIR #1 0 .....	4	U.R.
	830-14231-27-00	.. JET, PILOT AIR #1 5 .....	4	U.R.
28	3H1-14142-15-00	.. JET, PILOT (#15) .....	4	
29	3F9-14118-00-00	.. CAP .....	4	
30	1UF-1490L-00-00	. STARTER LEVR SET, 1 .....	1	
31	(1FN-1490K-01-00)	STOP SCREW SET .....	3	
32	1HX-14251-00-00	. NIPPLE .....	1	
33	16H-14251-00-00	. NIPPLE .....	2	
34	36Y-14147-00-00	. O-RING .....	12	
35	1AE-14197-00-00	. PIPE .....	2	
36	98580-05012-00	. SCREW, PAN HEAD .....	16	
37	(1UF-14197-00-00)	PIPE .....	1	
38	1FN-14918-00-00	. RING .....	2	
39	(1UH-14197-00-00)	PIPE .....	1	
40	90467-11106-00	CLIP .....	2	
41	90464-30040-00	CLAMP .....	1	



# EXHAUST

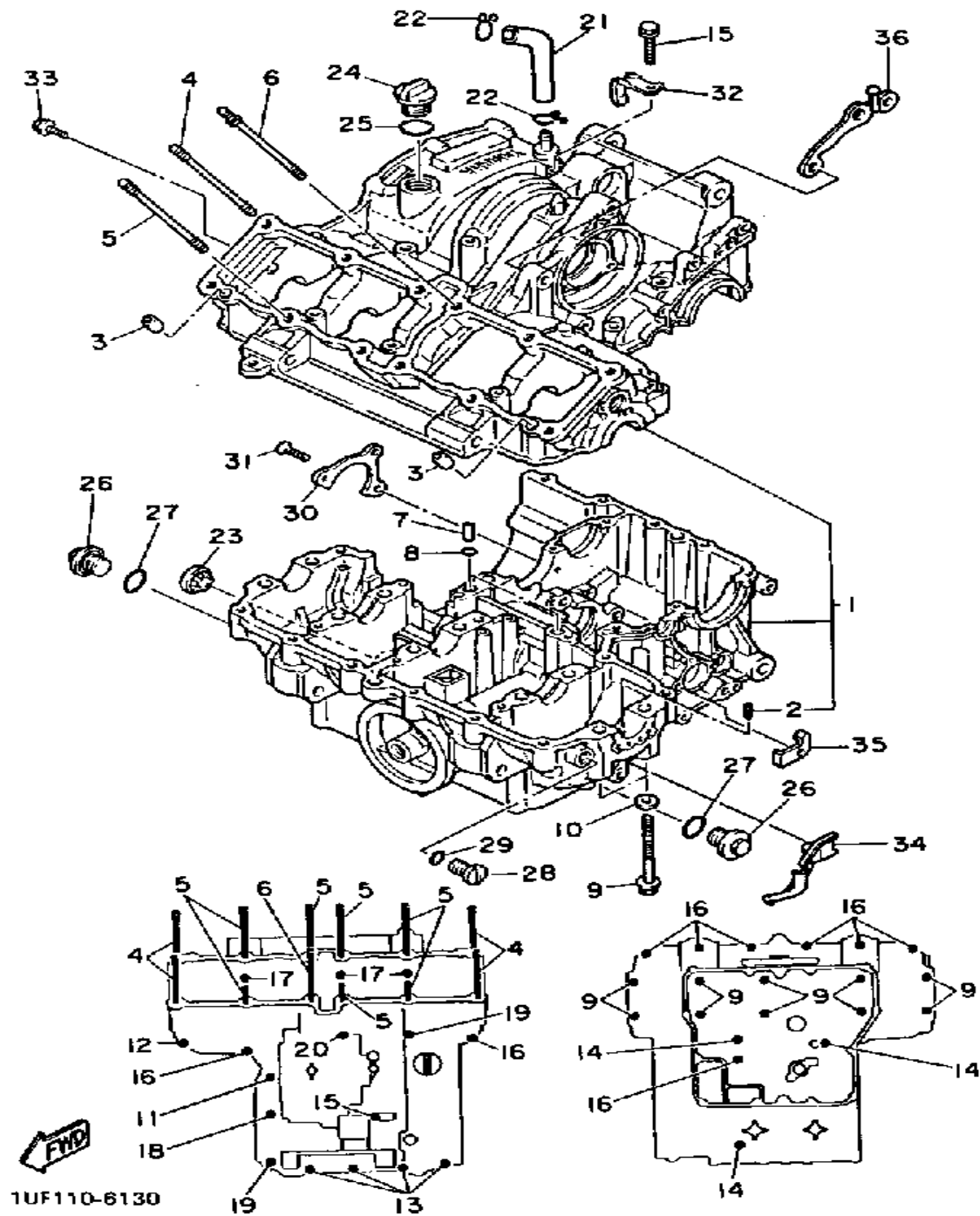
Ref. No.	Part Number	Description	Qty	Remarks
1	1UF-14621-00-00	PIPE, EXHAUST R .....	1	
2	92990-06600-00	WASHER, PLATE .....	1	
3	90101-06576-00	BOLT .....	1	
4	1UF-14631-00-00	PIPE, EXHAUST 3 .....	1	
5	92990-06600-00	WASHER, PLATE .....	1	
6	90101-06576-00	BOLT .....	1	
7	36R-14714-01-00	GASKET, MUFFLER .....	1	
8	95811-08035-00	BOLT, FLANGE (95821-08035) .	1	
9	4H7-14613-00-00	GASKET, EXST PIPE .....	4	
10	90179-06499-00	NUT .....	8	
11	1UF-14703-00-00	MUFFLER 1 .....	1	
12	92990-06600-00	WASHER, PLATE .....	1	
13	90101-06576-00	BOLT .....	1	
14	1JK-14714-00-00	GASKET, MUFFLER .....	1	
15	36Y-14755-01-00	GASKET, SILENCER .....	1	
16	97013-08025-00	BOLT .....	2	
17	92901-08600-00	WASHER .....	2	
18	278-27114-00-00	STOPPER, MAIN STAND .....	1	
19	1UF-14704-00-00	MUFFLER COMP 2 .....	1	
20	92990-06600-00	WASHER, PLATE .....	1	
21	90101-06576-00	BOLT .....	1	
22	1JK-14714-00-00	GASKET, MUFFLER .....	1	
23	97013-08025-00	BOLT .....	1	
24	92901-08600-00	WASHER .....	1	
25	90105-08428-00	BOLT, WASHER BASED .....	2	
26	90209-08249-00	WASHER .....	2	



# CRANKCASE

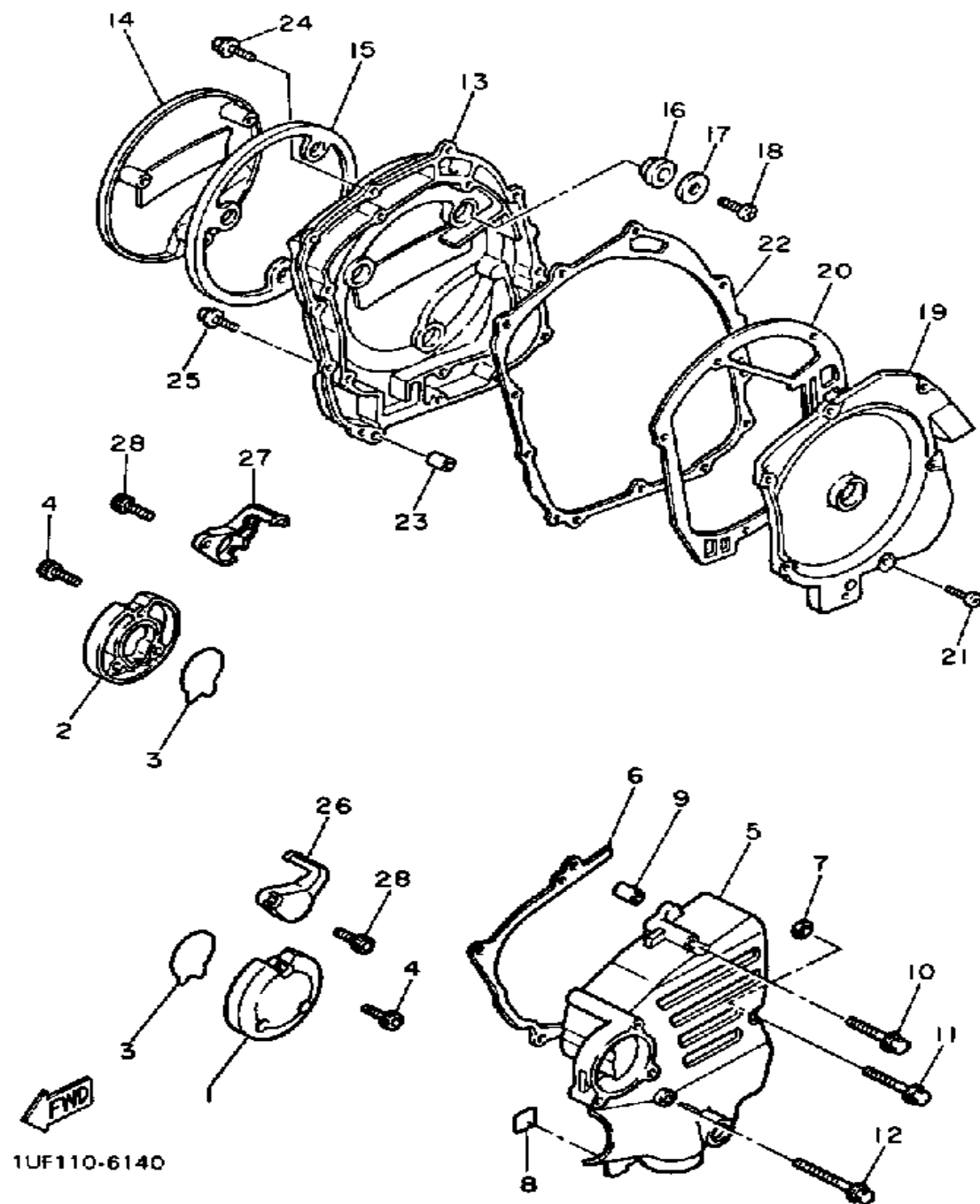
Ref. No.	Part Number	Description	Qty	Remarks
1	1AE-15100-02-00	CRANKCASE ASSEMBLY. ....	1	
2	4H7-15138-00-00	. NOZZLE 1 .....	1	
3	99530-10014-00	PIN, DOWEL .....	2	
4	90116-09458-00	BOLT, STUD .....	4	
5	90116-09459-00	BOLT, STUD .....	7	
6	90116-09460-00	BOLT, STUD .....	1	
7	90387-05383-00	COLLAR .....	2	
8	93210-07135-00	O-RING .....	2	
9	90105-09373-00	BOLT, WASHER BASED .....	10	
10	90201-096J9-00	WASHER, PLATE .....	4	
11	95816-06035-00	BOLT, FLANGE .....	1	
12	95816-06045-00	BOLT, FLANGE .....	1	
13	95816-06060-00	BOLT, FLANGE .....	4	
14	95816-06080-00	BOLT, FLANGE .....	3	
15	95816-06140-00	BOLT, FLANGE .....	1	
16	95816-08045-00	BOLT, FLANGE .....	9	
17	95816-08055-00	BOLT, FLANGE (91006-08055-00) .....	3	
18	95816-08065-00	BOLT, FLANGE .....	1	
19	95816-08090-00	BOLT, FLANGE .....	2	
20	95816-08135-00	BOLT, FLANGE .....	1	
21	(1UF-11166-00-00)	PIPE, BREATHER 1 .....	1	
22	90467-14015-00	CLIP .....	2	
23	2H7-15361-00-00	GAUGE, LEVEL .....	1	
24	2H9-15363-00-00	PLUG, OIL .....	1	
25	93210-27778-00	O-RING .....	1	
26	4H7-15189-00-00	PLUG .....	2	
27	93210-20573-00	O-RING .....	2	
28	90340-14079-00	PLUG, STRAIGHT SCRW .....	1	

CONTINUED ON NEXT FRAME ►



# CRANKCASE

Ref. No.	Part Number	Description	Qty	Remarks
29	93210-14369-00	O-RING .....	1	
30	1AE-15383-00-00	PLATE, BEARING COVER ....	1	
31	90151-06014-00	SCREW, COUNTERSUNK ....	3	
32	(90465-08280-00)	CLAMP .....	1	
33	95026-06010-00	BOLT, FLANGE .....	1	
34	(90462-08157-00)	CLAMP .....	1	
35	(90465-08305-00)	CLAMP .....	1	
36	(1UF-15199-00-00)	BRACKET .....	1	

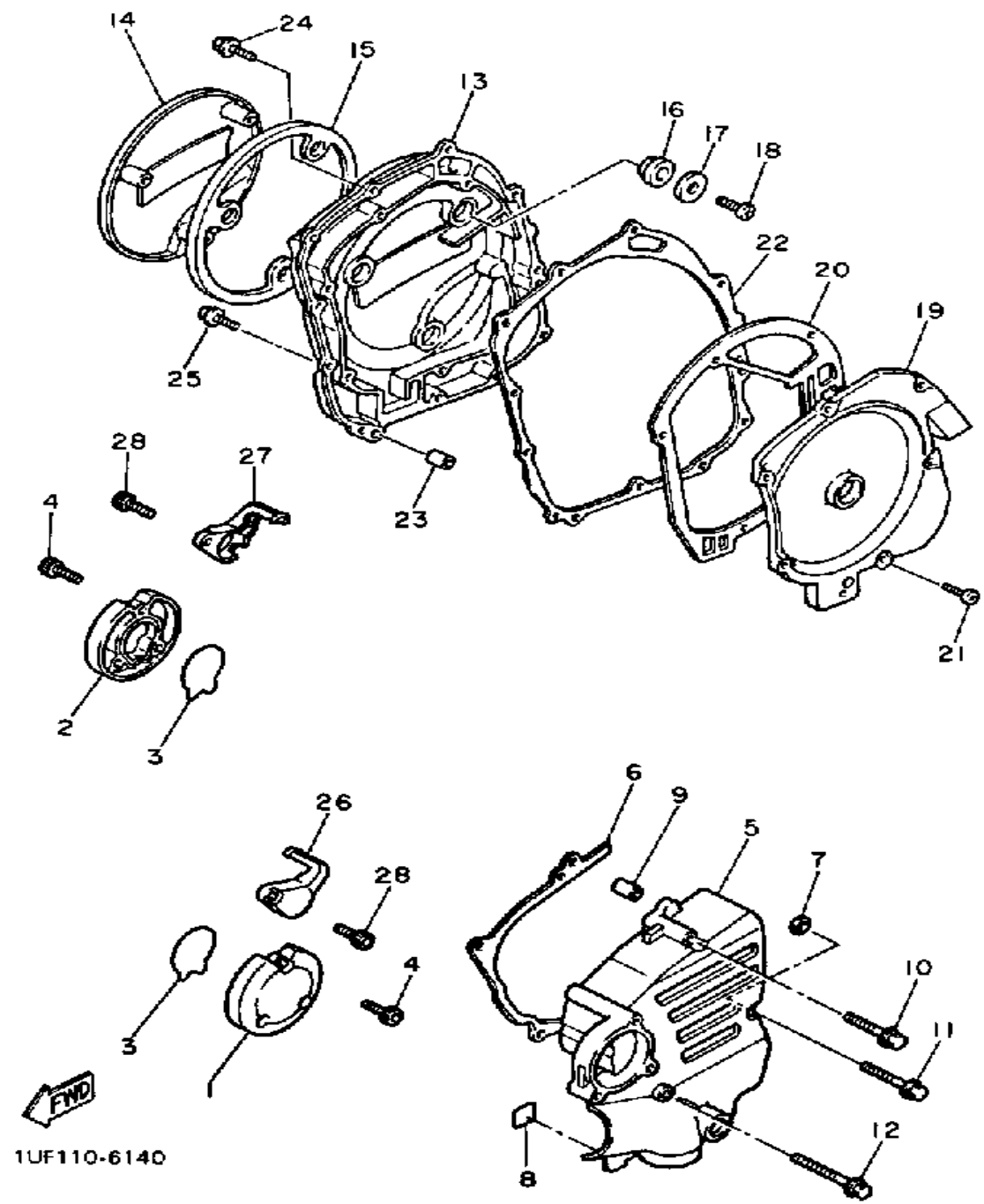


## CRANKCASE COVER

Ref. No.	Part Number	Description	Qty	Remarks
1	1UF-15416-00-00	COVER, OIL PUMP .....	1	
	2AK-15416-00-00	COVER, OIL PUMP .....	1	WARM SILVER
2	1UF-15426-00-00	COVER, OIL PUMP R .....	1	
	2AK-15426-00-00	COVER, OIL PUMP R .....	1	WARM SILVER
3	1AE-15456-00-00	GASKET, OIL PUMP COVER 1	2	
4	90110-06124-00	BOLT, HEXAGON SOCKET HEAD .....	6	
5	3XF-15411-00-00	COVER, CRANKCASE L .....	1	
6	1UF-15451-00-00	GASKET, CRCS COVER .....	1	
7	1UF-15467-00-00	GASKET .....	1	
8	1UF-15379-00-00	SEAL, CRANKCASE .....	1	
9	99510-08012-00	PIN, DOWEL .....	2	
10	95026-06060-00	BOLT, FLANGE .....	2	
11	95026-06070-00	BOLT, FLANGE .....	1	
12	95026-06080-00	BOLT, FLANGE .....	1	
13	2GH-15421-00-00	COVER, CRANKCASE R .....	1	
14	(2AK-15417-00-00)	COVER, CAP .....	1	WARM SILVER
	1UF-15417-00-00	COVER, CAP .....	1	
15	1AE-15449-00-00	RING, RUBBER .....	1	
16	4H7-15486-00-00	GROMMET .....	3	
17	90209-06096-00	WASHER .....	3	
18	98580-06010-00	SCREW, PAN HEAD (92503-06010) .....	3	
19	1AE-15346-00-00	BREATHER 1 .....	1	
20	1AE-15463-00-00	GASKET, CARB CVR 2 .....	1	
21	98580-06020-00	SCREW .....	6	
22	1AE-15461-00-00	GASKET, CRCS CVR 2 .....	1	
23	99510-08012-00	PIN, DOWEL .....	2	
24	95026-06030-00	BOLT, FLANGE .....	2	

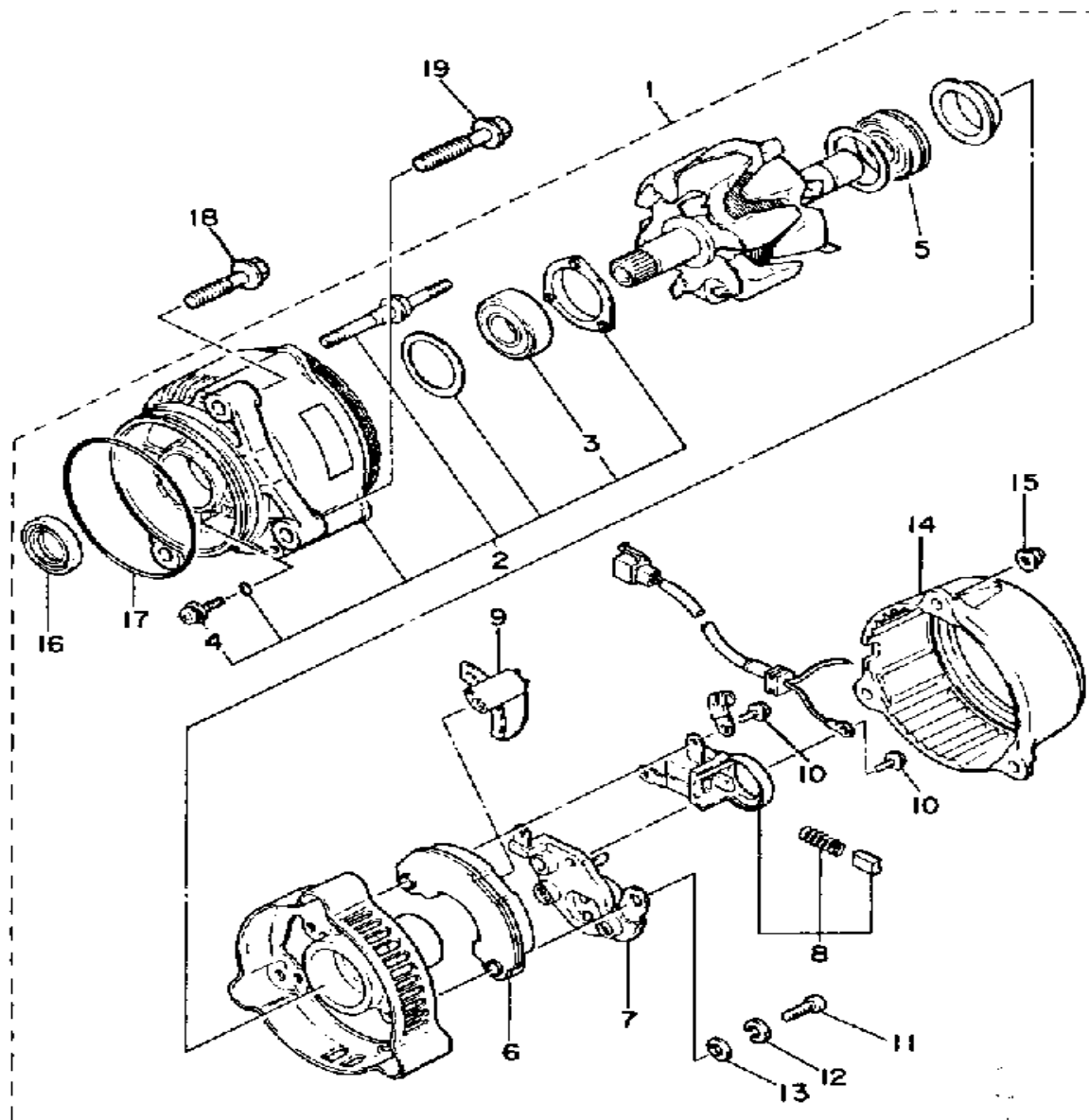
CONTINUED ON NEXT FRAME ►

# CRANKCASE COVER



Ref. No.	Part Number	Description	Qty	Remarks
25	95026-06020-00	BOLT, FLANGE .....	9	
26	1UF-15428-00-00	COVER, CHAIN CASE 2 .....	1	
	2AK-15428-00-00	COVER, CHAIN CASE 2 .....	1	WARM SILVER
27	1UF-15429-00-00	COVER, SHIFTER .....	1	
	2AK-15429-00-00	COVER, SHIFTER .....	1	WARM SILVER
28	90110-06121-00	BOLT, HEX SKT HEAD .....	2	



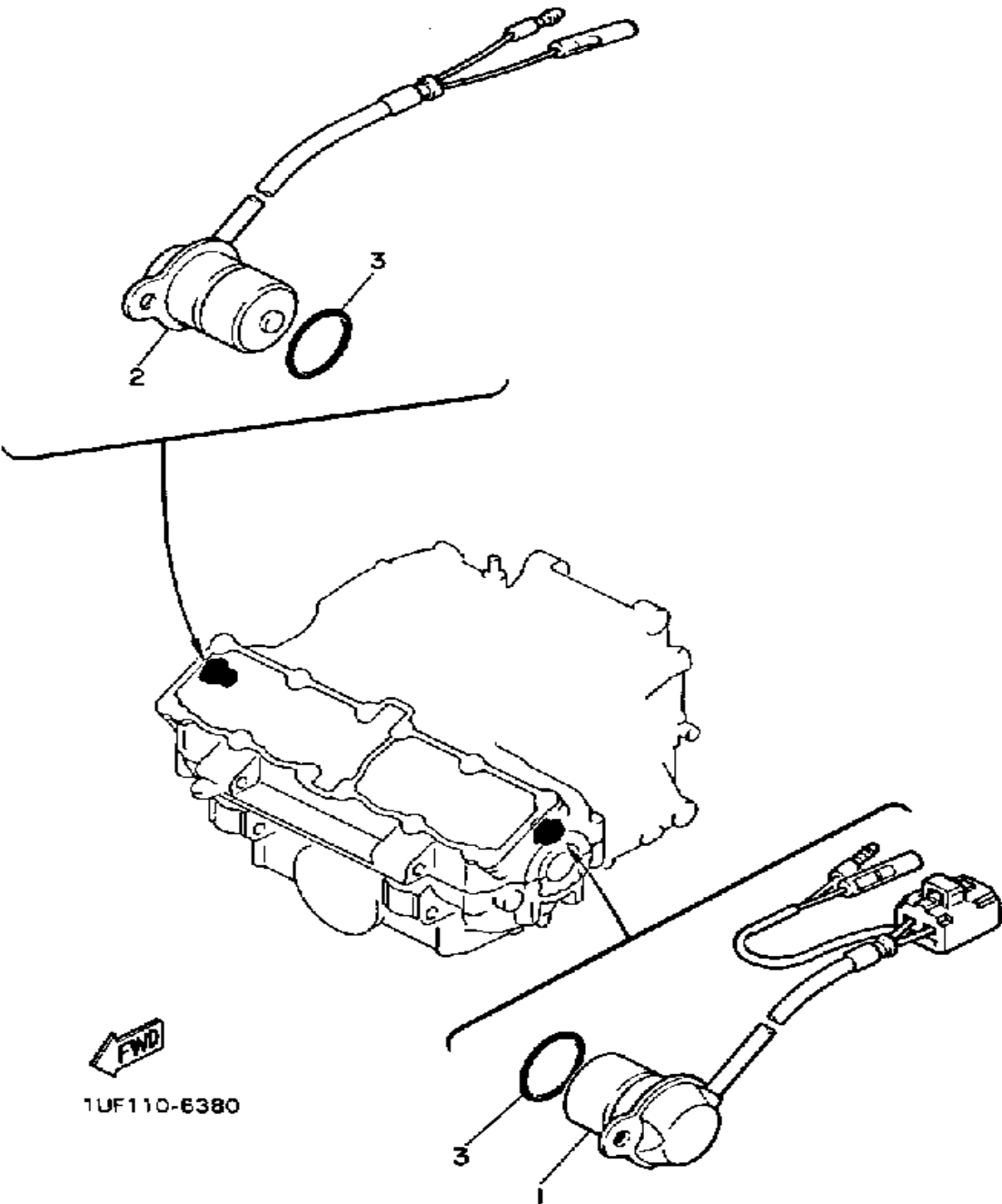


1UF110-6370

# GENERATOR

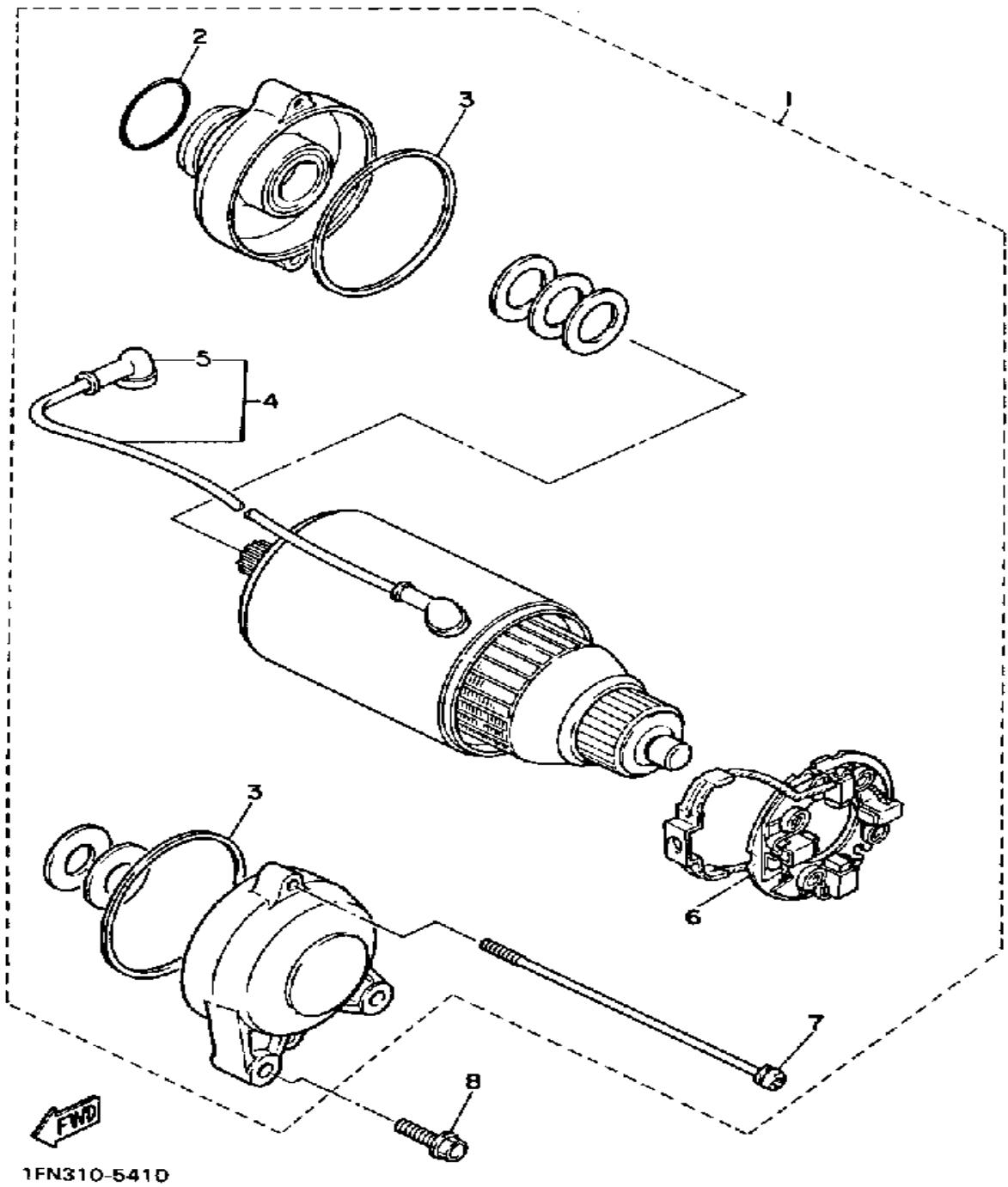
Ref. No.	Part Number	Description	Qty	Remarks
1	2GH-81600-55-00	A.C. GENERATOR ASSEMBLY	1	
2	(1AE-81634-50-00)	STATOR ASSEMBLY .....	1	
3	36Y-81643-30-00	.. BEARING .....	1	
4	2KT-81645-50-00	.. SCREW .....	3	
5	36Y-81643-50-00	.. BEARING .....	1	
6	36Y-81970-50-00	.. RECTIFIER ASSEMBLY .....	1	
7	36Y-81910-50-00	.. VOLTAGE REGULATOR ASSEMBLY .....	1	
8	36Y-81619-50-00	.. BRUSH HOLDER ASSEMBLY	1	
9	36Y-81972-50-00	.. COVER, RECTIFIER .....	1	
10	36Y-81645-30-00	.. SCREW .....	2	
11	98501-05018-00	.. SCREW, PAN HEAD .....	3	
12	92990-05100-00	.. WASHER, SPRING .....	3	
13	92901-05600-00	.. WASHER, PLATE .....	3	
14	1AE-81604-50-00	.. COVER ASSEMBLY .....	1	
15	2KT-81675-50-00	.. NUT .....	3	
16	36Y-81638-50-00	.. OIL SEAL .....	1	
17	36Y-81642-50-00	.. O-RING .....	1	
18	95816-08030-00	BOLT, FLANGE .....	1	
19	95816-08040-00	BOLT, FLANGE .....	2	

# PICKUP COIL - GOVERNOR

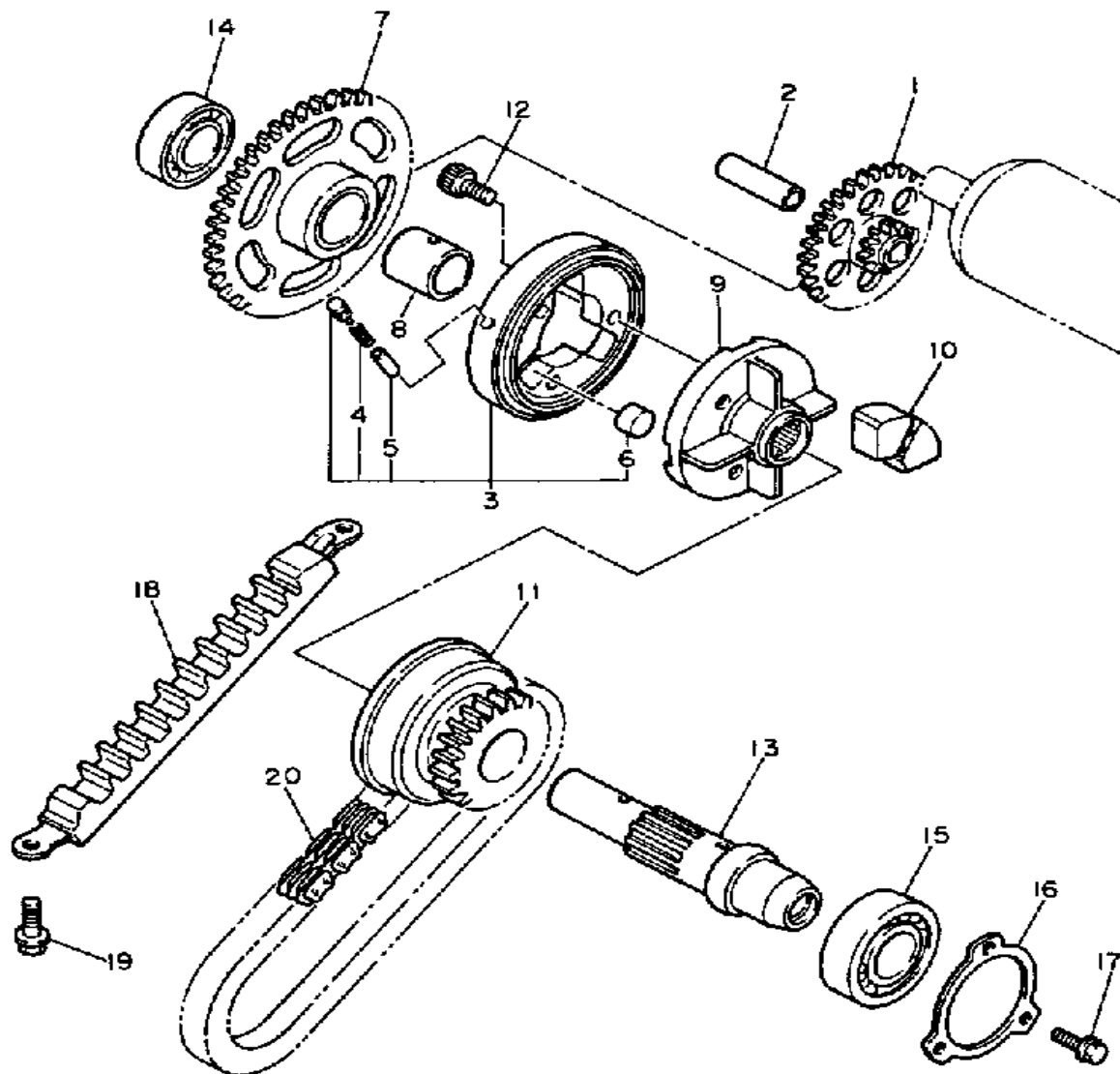


Ref. No.	Part Number	Description	Qty	Remarks
1	1UF-81670-10-00	PICK-UP ASSEMBLY .....	1	
2	1UF-81680-11-00	PICK UP ASSEMBLY 2 .....	1	
3	93210-19216-00	O-RING .....	2	

# STARTING MOTOR



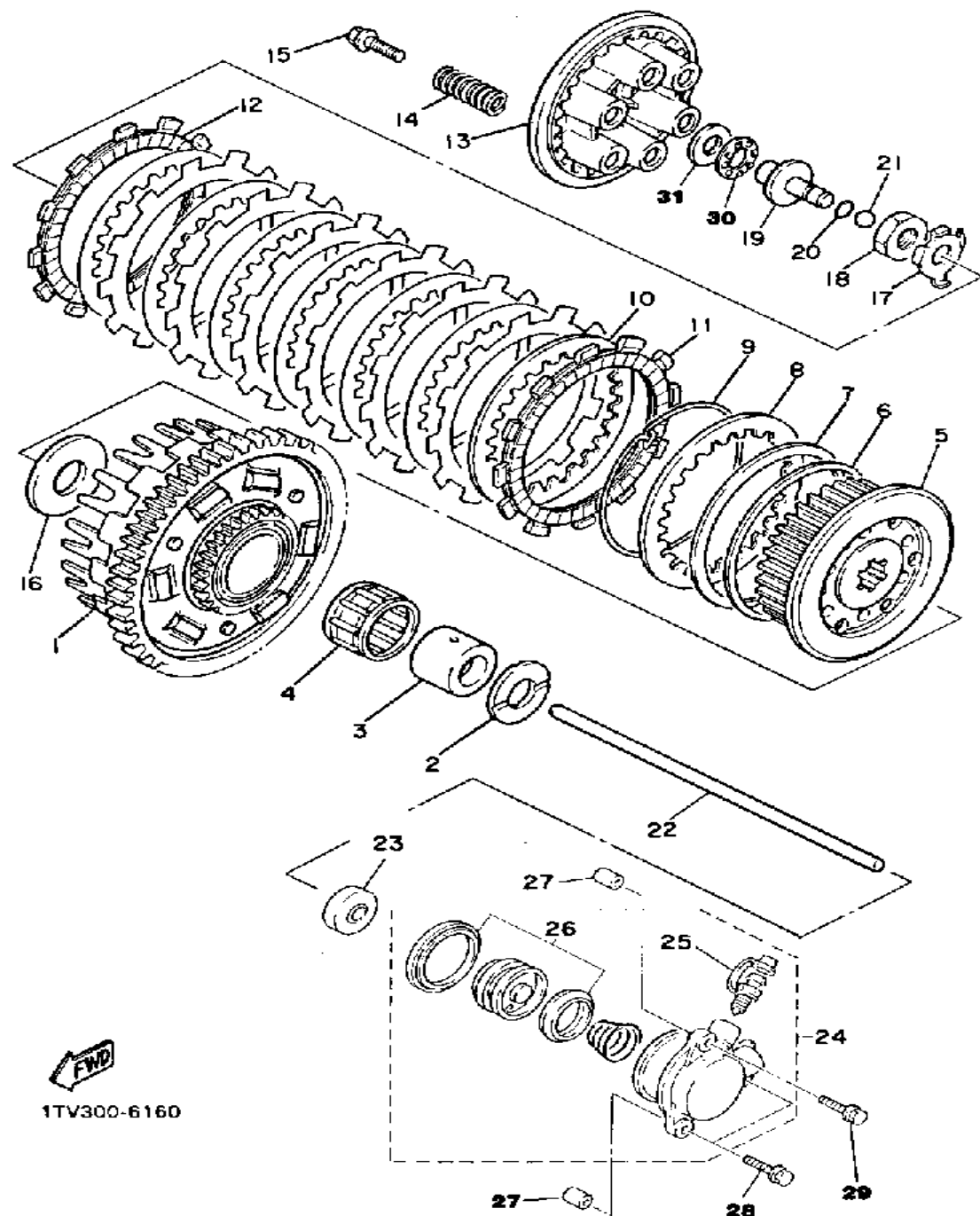
Ref. No.	Part Number	Description	Qty	Remarks
1	1UF-81800-60-00	STARTING MOTOR ASSEMBLY	1	
2	26H-81847-00-00	. O-RING .....	1	
3	4G0-81844-00-00	. GASKET .....	2	
4	4G0-81815-00-00	. WIRE, STARTER .....	1	
5	5H0-81871-00-00	.. CAP .....	2	
6	1AE-81840-00-00	. BRUSH HOLDER ASSEMBLY	1	
7	22U-81826-00-00	. BOLT .....	2	
8	95816-06025-00	BOLT, FLANGE .....	2	



1FN310-5150

# STARTER

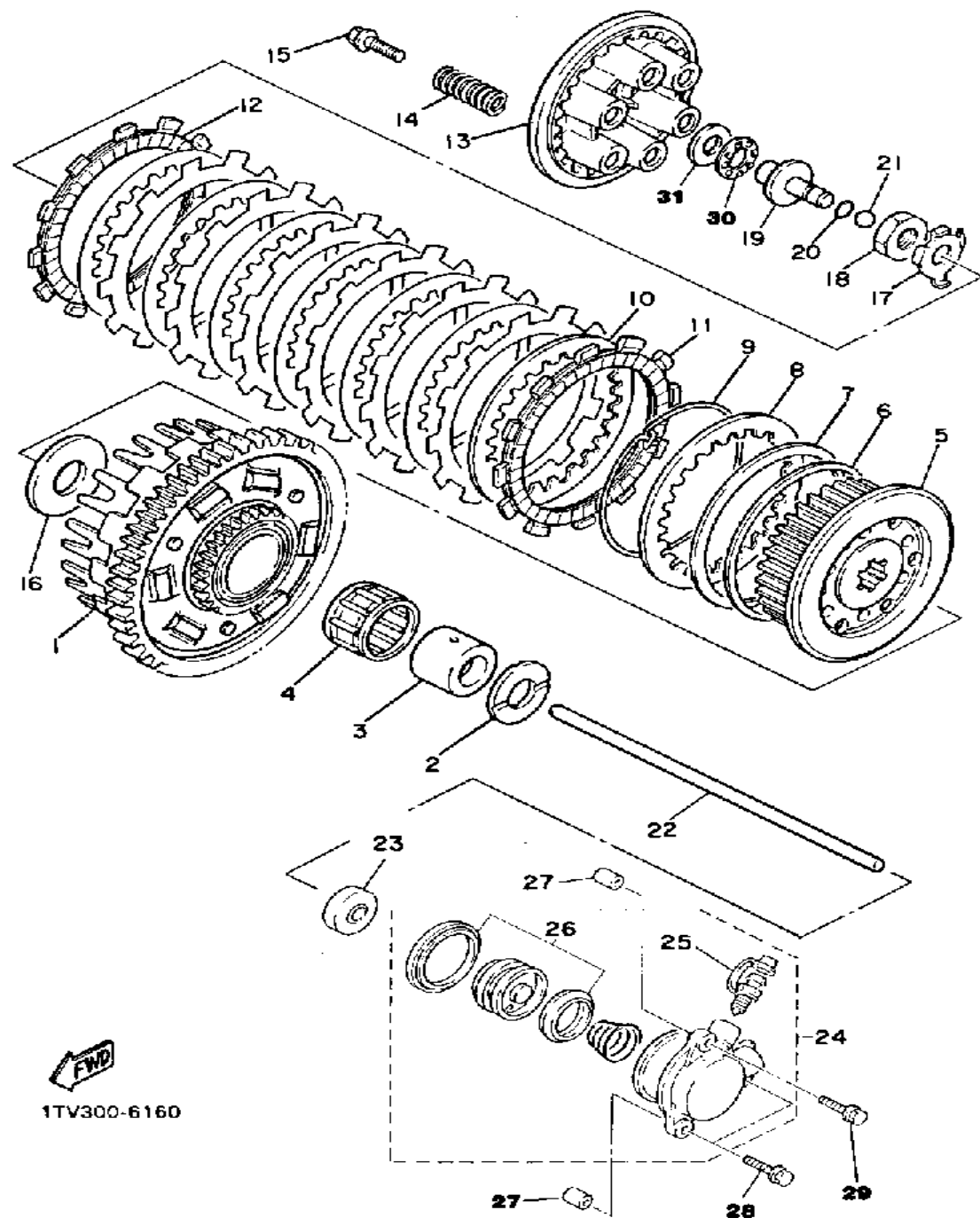
Ref. No.	Part Number	Description	Qty	Remarks
1	1AE-15512-00-00	GEAR, IDLER 1 .....	1	
2	1AE-15521-00-00	SHAFT 1 .....	1	
3	1AE-15580-01-00	STR CLUTCH OTR ASSEMBLY	1	
4	90501-04503-00	. SPRING, COMPRESSION	3	
5	341-15583-05-00	. CAP, STR CLUTCH SPR -CLUTCH SPRING .....	3	
6	93615-12088-00	. PIN, DOWEL .....	3	
7	1AE-15517-00-00	GEAR, IDLER 2 .....	1	
8	90387-202A7-00	COLLAR .....	1	
9	12R-15524-00-00	WHEEL, STARTER .....	1	
10	4H7-16155-01-00	ABSORBER 1 .....	4	
11	36Y-15519-00-00	SPROCKET, STARTER 2 .....	1	
12	91316-08014-00	BOLT .....	3	
13	1AE-15522-01-00	SHAFT 2 .....	1	
14	93306-00435-00	BEARING .....	1	
15	93306-20541-00	BEARING (B6205) .....	1	
16	1AE-15381-00-00	PLATE, BEARING COVER ....	1	
17	95026-06016-00	BOLT, FLANGE .....	3	
18	1AE-11474-00-00	GUIDE, UPPER .....	1	
19	95816-06014-00	BOLT, FLANGE .....	2	
20	36Y-11456-00-00	CHAIN, PRIMARY .....	1	



# CLUTCH

Ref. No.	Part Number	Description	Qty	Remarks
1	1TV-16150-00-00	PRI DRVN GEAR .....	1	
2	1AE-16154-00-00	PLATE, THRUST 1 .....	1	
3	90560-25270-00	SPACER .....	1	
4	93310-340N8-00	BEARING, CYLINDRICAL ....	1	
5	1AE-16371-00-00	BOSS, CLUTCH .....	1	
6	1J7-16384-00-00	PLATE, SEAT .....	1	
7	5G2-16383-00-00	SPRING, CLUTCH BOSS .....	1	
8	168-16324-00-00	PLATE, CLUTCH 1 .....	1	
9	1J7-16385-00-00	RING, CLUTCH BOSS .....	1	
10	31A-16325-00-00	PLATE, CLUTCH 2 .....	7	
11	4H7-16321-01-00	PLATE, FRICTION .....	7	
12	31A-16321-00-00	PLATE, FRICTION .....	1	
13	58L-16351-00-00	PLATE, PRESSURE 1 .....	1	
14	90501-225A9-00	SPRING, COMPRESSION .....	6	
15	90159-06123-00	SCREW, WITH WASHER .....	6	
16	1AE-16164-00-00	PLATE, THRUST 2 .....	1	
17	90215-20231-00	WASHER, LOCK .....	1	
18	90170-20327-00	NUT .....	1	
19	1LJ-16356-00-00	ROD, PUSH 1 .....	1	
20	93210-06632-00	O-RING .....	1	
21	93511-32027-00	BALL .....	1	
22	1AE-16357-00-00	ROD, PUSH 2 .....	1	
23	93109-08061-00	OIL SEAL .....	1	
24	1TV-16381-10-00	PUSH LEVER COMP. ....	1	
25	36Y-W0048-00-00	. BLEED SCREW KIT .....	1	
26	26H-W0098-00-00	. PUSH LEVER SEAL KIT .....	1	
27	99510-08012-00	PIN, DOWEL .....	2	
28	95026-06030-00	BOLT, FLANGE .....	2	
29	95026-06090-00	BOLT, FLANGE .....	1	

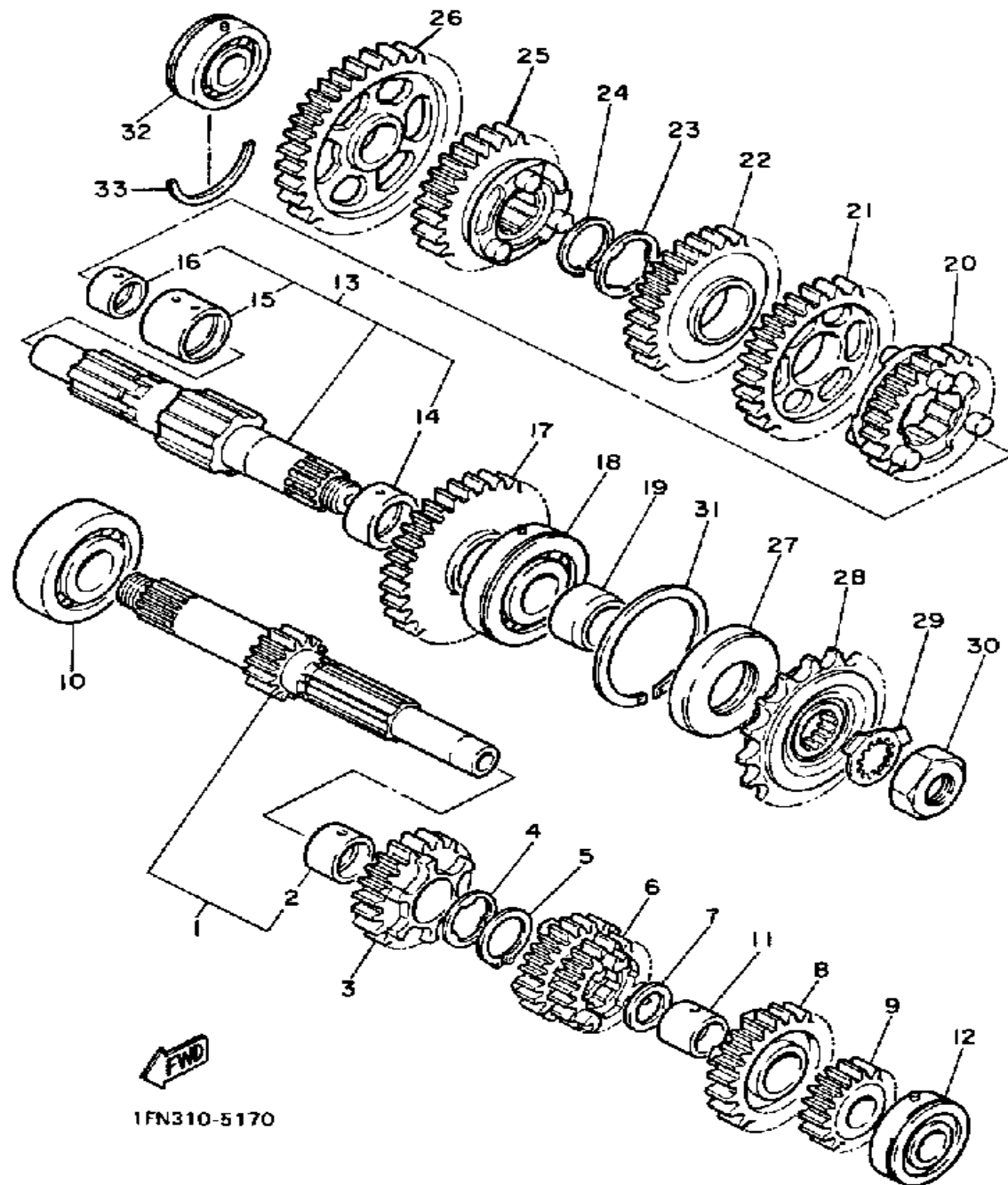
CONTINUED ON NEXT FRAME ➤



# CLUTCH

Ref. No.	Part Number	Description	Qty	Remarks
30	93340-21505-00	BEARING .....	1	
31	90201-150H2-00	WASHER, PLATE .....	1	

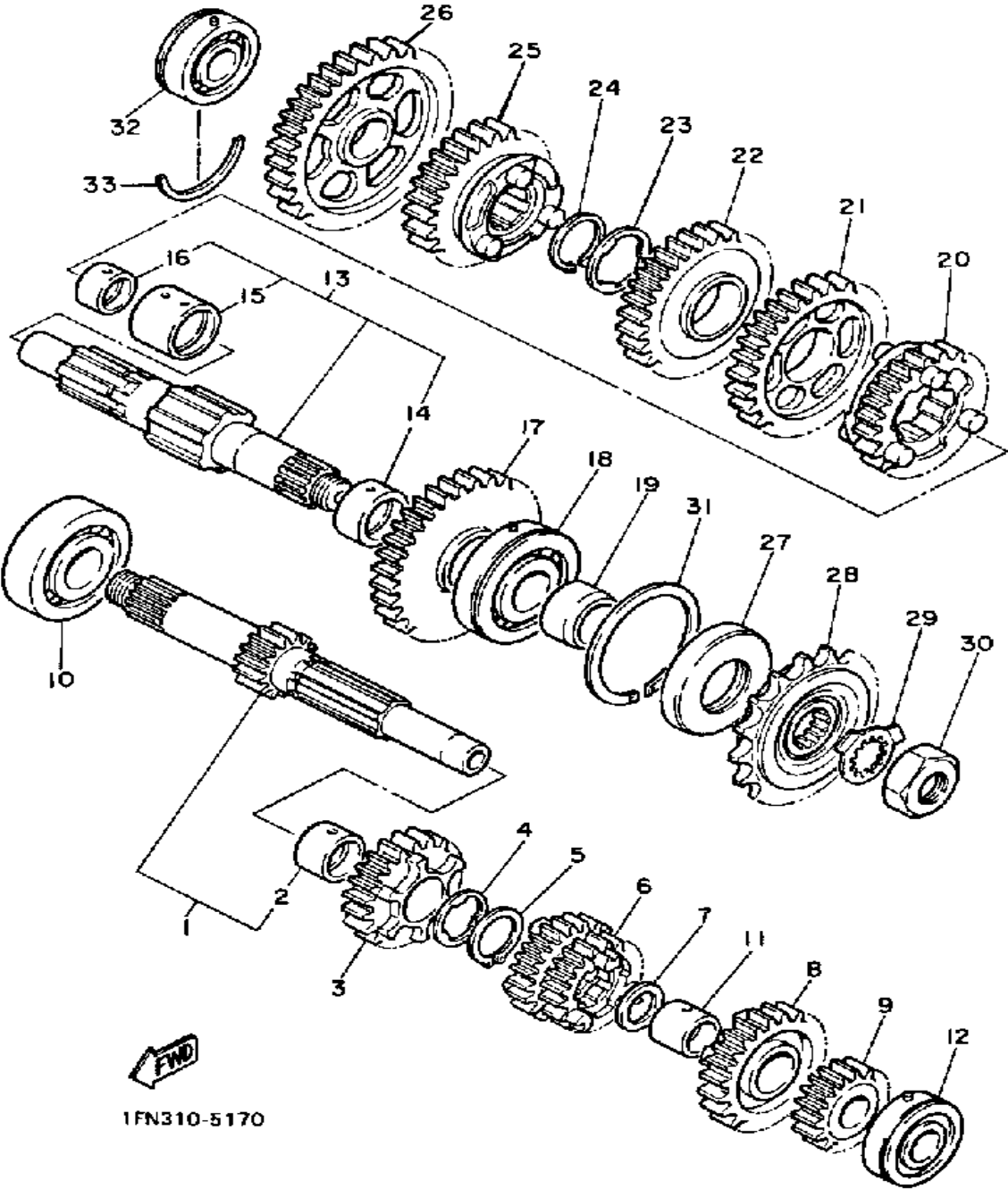
# TRANSMISSION



Ref. No.	Part Number	Description	Qty	Remarks
1	1AE-W1741-00-00	MAIN AXLE ASSEMBLY 13T ..	1	
2	90387-253M6-00	. COLLAR .....	1	
3	1AE-17151-00-00	GEAR, 5TH PINION .....	1	
4	90209-22191-00	WASHER .....	1	
5	93440-25084-00	CIRCLIP .....	1	
6	1AE-17131-00-00	GEAR, 3RD PINION .....	1	
7	90201-200K3-00	WASHER, PLATE .....	1	
8	1TV-17161-00-00	GEAR, 6TH PINION .....	1	
9	1AE-17121-00-00	GEAR, 2ND PINION .....	1	
10	93306-30525-00	BEARING (B6305) .....	1	
11	90387-203M7-00	COLLAR .....	1	
12	93306-20455-00	BEARING .....	1	
13	1AE-W1742-00-00	DRIVE AXLE ASSEMBLY .....	1	
14	90387-263M8-00	. COLLAR .....	1	
15	90387-284M0-00	. COLLAR .....	1	
16	90387-204M1-00	. COLLAR .....	1	
17	1AE-17221-01-00	GEAR, 2ND WHEEL .....	1	
18	93306-30546-00	BEARING .....	1	
19	90387-253M9-00	COLLAR .....	1	
20	1TV-17261-00-00	GEAR, 6TH WHEEL .....	1	
21	1AE-17231-00-00	GEAR, 3RD WHEEL .....	1	
22	1AE-17241-00-00	GEAR, 4TH WHEEL .....	1	
23	90209-25196-00	WASHER .....	1	
24	93440-28062-00	CIRCLIP .....	1	
25	1AE-17251-00-00	GEAR, 5TH WHEEL .....	1	
26	1AE-17211-01-00	GEAR, 1ST WHEEL .....	1	
27	93102-35109-00	OIL SEAL (SD-35-62-6 HS) ....	1	
28	1AE-17460-00-00	SPROCKET, DRIVE 16T (1AE-17461-60) .....	1	

CONTINUED ON NEXT FRAME ►

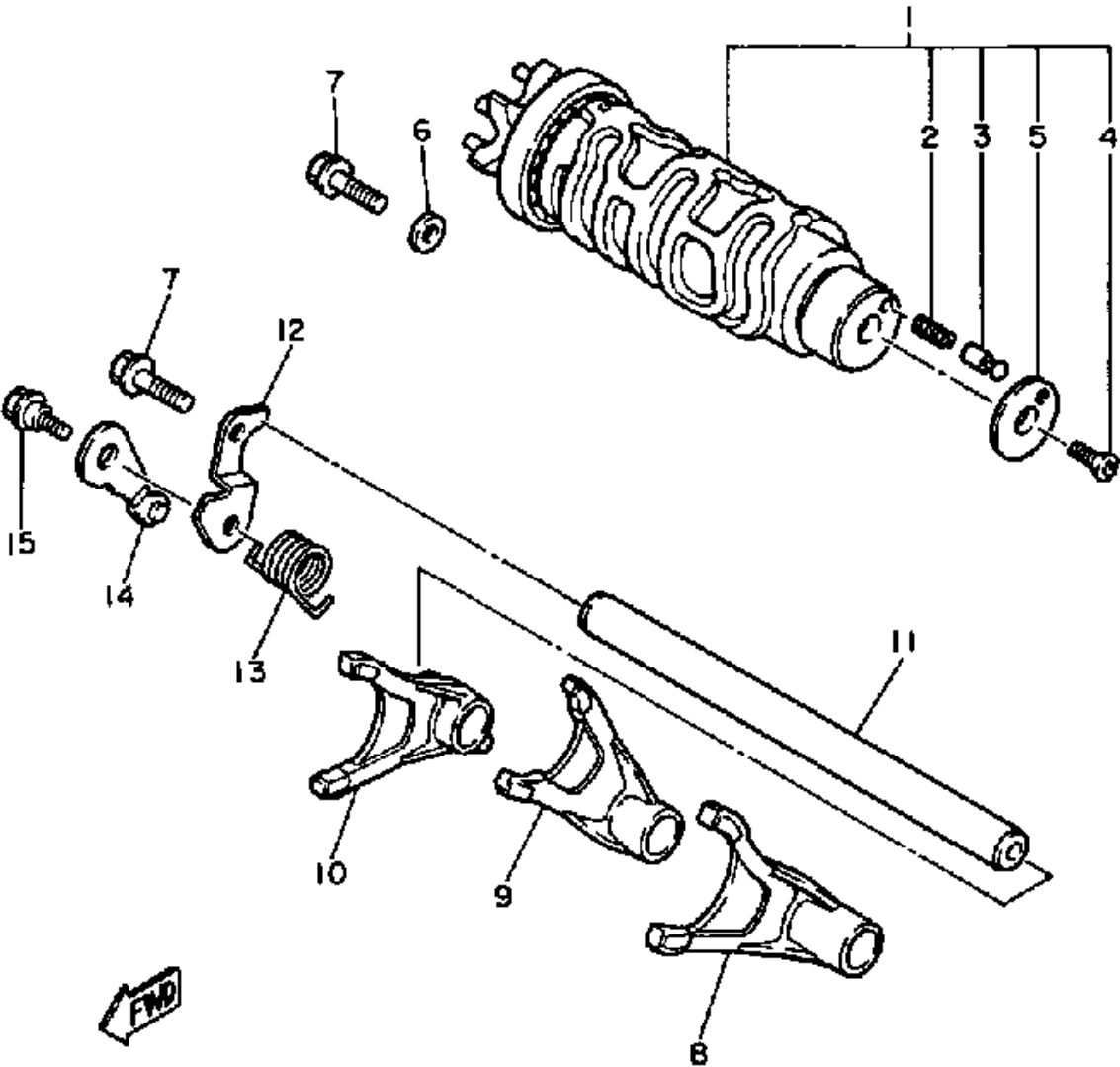
# TRANSMISSION



Ref. No.	Part Number	Description	Qty	Remarks
29	90215-21022-00	WASHER, LOCK .....	1	
30	90179-18020-00	NUT .....	1	
31	278-17424-01-00	CIRCLIP 1 .....	1	
32	93306-20455-00	BEARING .....	1	
33	93440-45144-00	CIRCLIP .....	1	

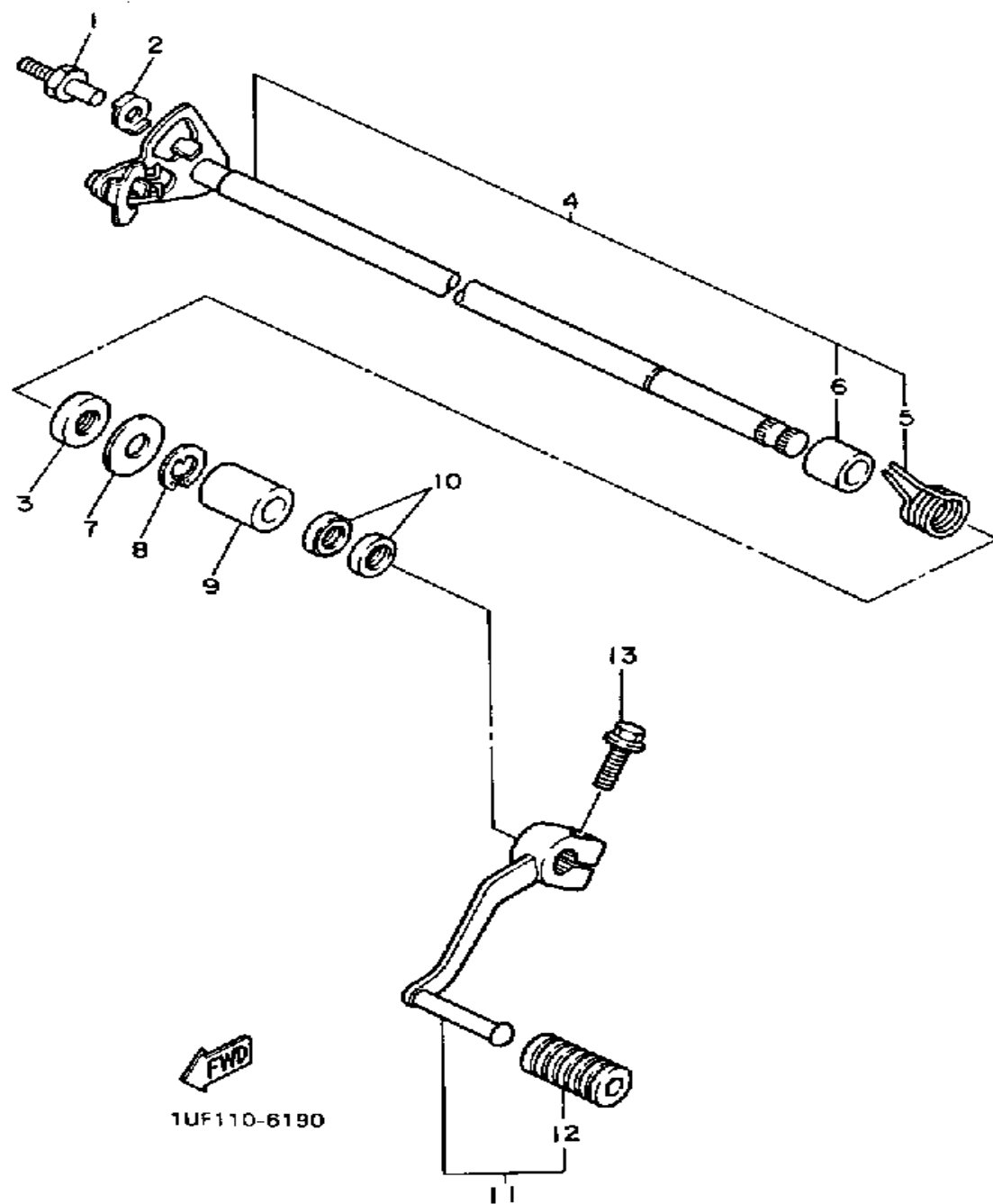


# SHIFT CAM - FORK



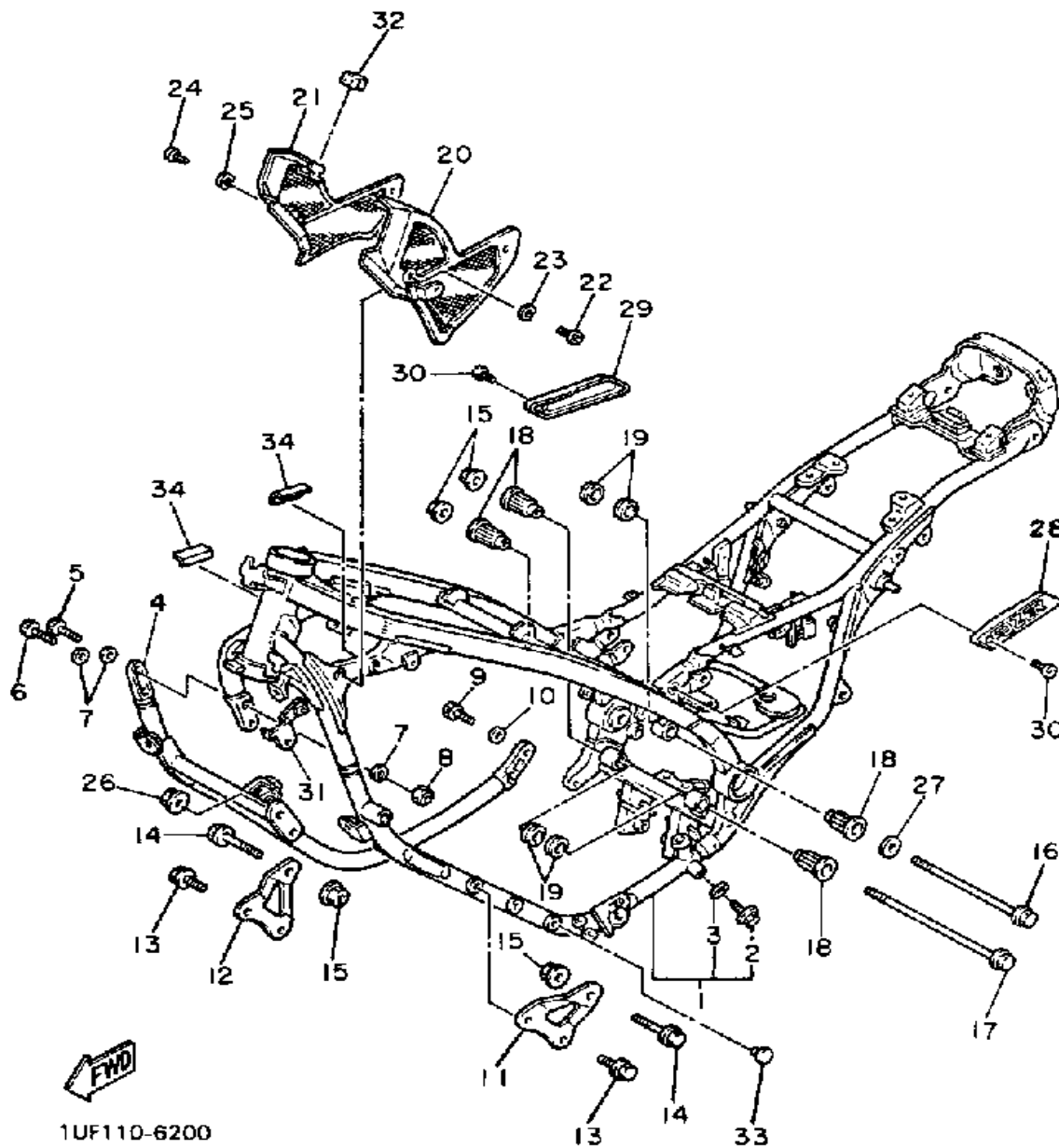
1FN310-5180

Ref. No.	Part Number	Description	Qty	Remarks
1	1AE-18540-01-00	SHIFT CAM ASSEMBLY .....	1	
2	90501-06022-00	. SPRING, COMPRESSION ....	1	
3	278-18542-00-00	. POINT, NEUTRAL .....	1	
4	98701-05012-00	. SCREW, FLAT HEAD .....	1	
5	278-18566-00-00	. PLATE, SIDE 2 .....	1	
6	90201-06643-00	WASHER, PLATE .....	1	
7	95811-06016-00	BOLT, FLANGE (95822-06016) .	2	
8	1AE-18511-00-00	FORK, SHIFT 1 .....	1	
9	1AE-18512-00-00	FORK, SHIFT 2 .....	1	
10	1AE-18513-00-00	FORK, SHIFT 3 .....	1	
11	12R-18531-00-00	BAR, SHIF FRK GDE 1 .....	1	
12	1AE-18536-00-00	STOPPER, SHIFT BAR .....	1	
13	90508-26681-00	SPRING, TORSION .....	1	
14	36Y-18140-00-00	STOPPER LEVER ASSEMBLY .	1	
15	90109-065A9-00	BOLT .....	1	



## SHIFT SHAFT

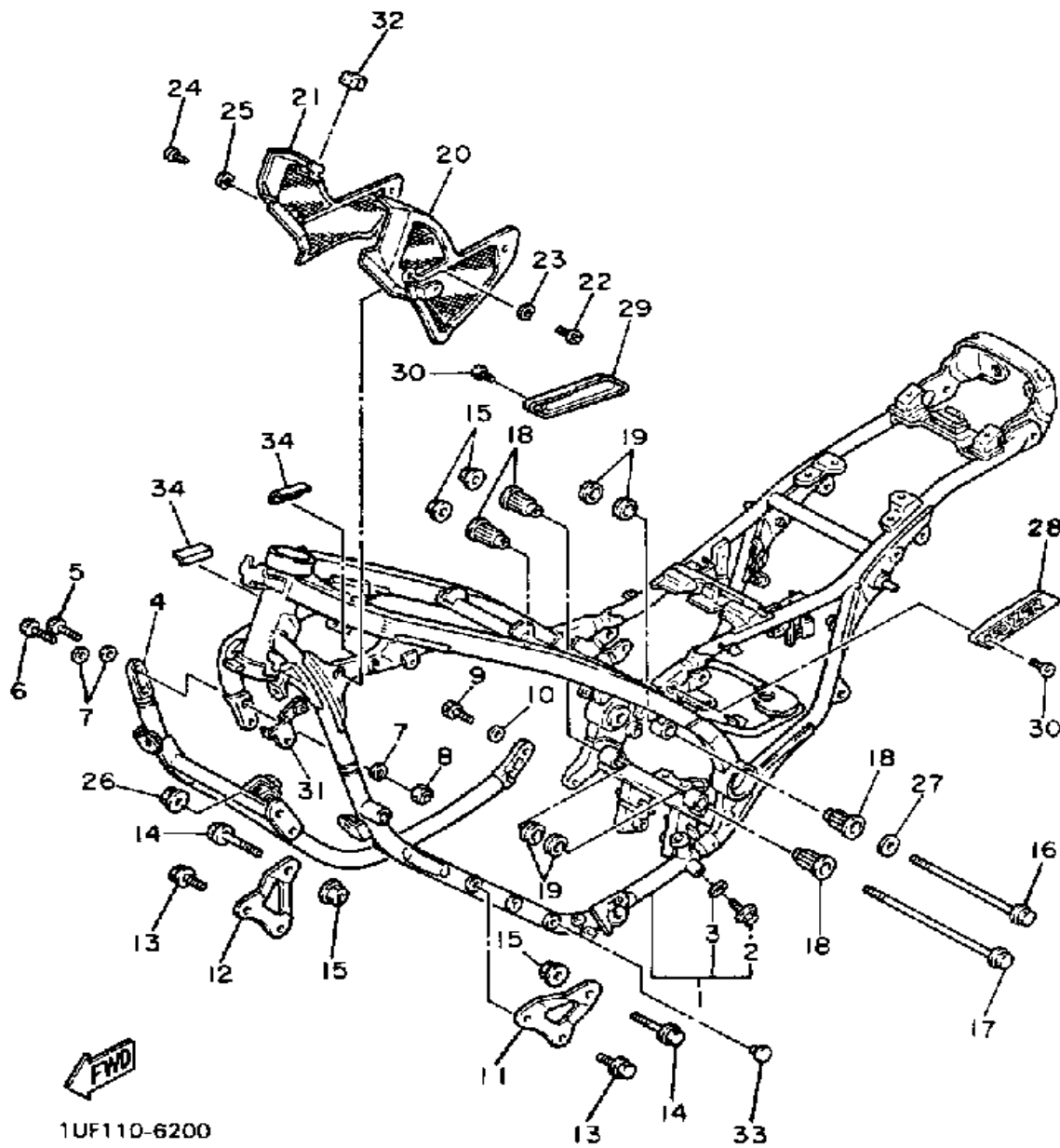
Ref. No.	Part Number	Description	Qty	Remarks
1	4G0-18127-00-00	STOPPER, SCREW .....	1	
2	90215-08115-00	WASHER, LOCK .....	1	
3	93102-12321-00	OIL SEAL, SD-TYPE .....	1	
4	1UF-18101-00-00	SHIFT SHAFT ASSEMBLY 1 ..	1	
5	90508-32682-00	. SPRING, TORSION .....	1	
6	90387-114K8-00	. COLLAR .....	1	
7	90201-12575-00	WASHER, PLATE .....	1	
8	99006-10600-00	CIRCLIP .....	1	
9	(90387-125M1-00)	COLLAR .....	1	
10	93109-12053-00	OIL SEAL (SDO 12/18/4-1) ....	2	
11	1UF-18110-00-00	SHIFT PEDAL ASSEMBLY ....	1	
12	132-18113-01-00	. COVER, SHIFT PEDAL .....	1	
13	97313-06020-00	BOLT, HEXAGON .....	1	



## FRAME

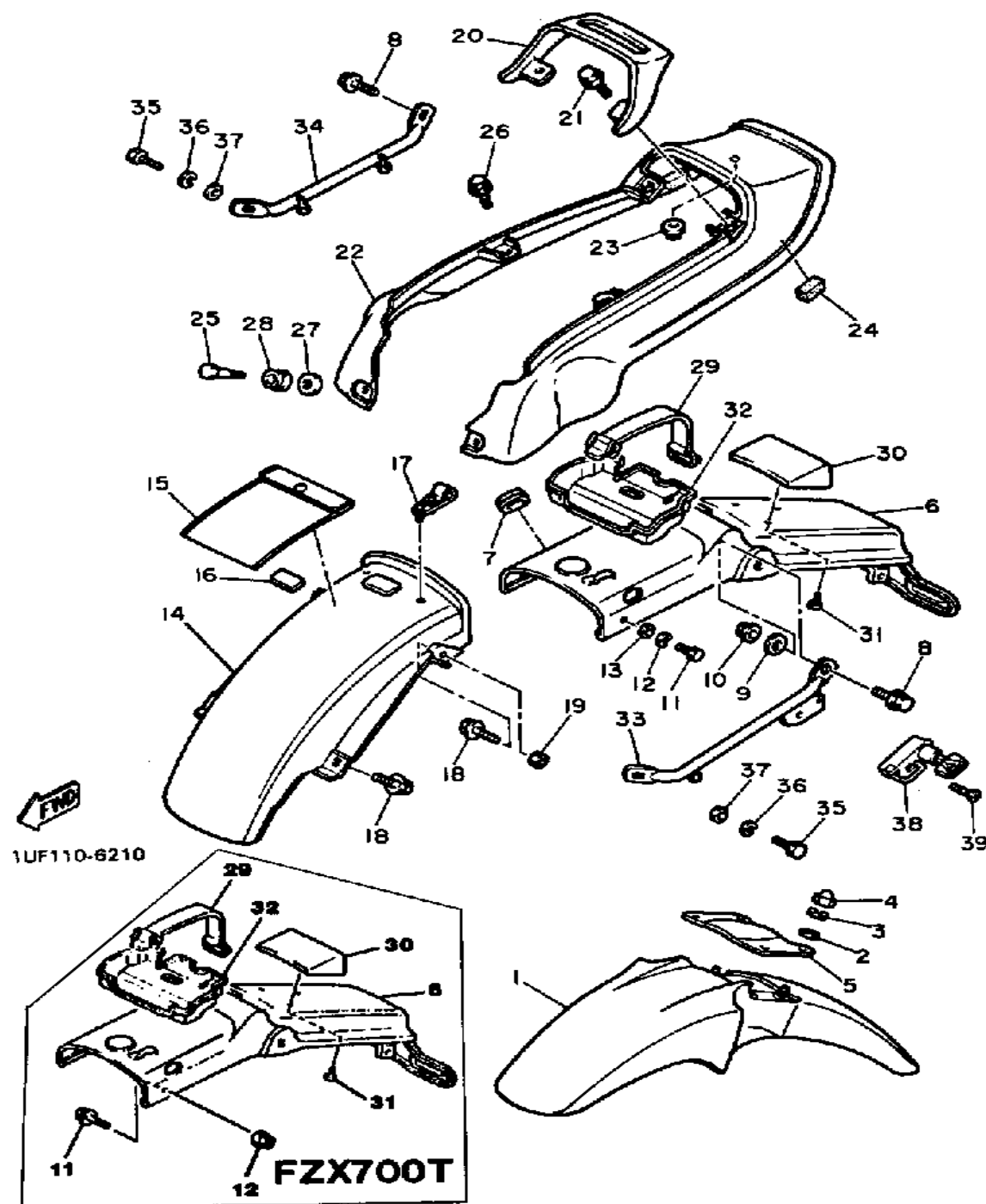
Ref. No.	Part Number	Description	Qty	Remarks
1	1UF-21110-00-33	FRAME .....	1	YAMAHA BLK
2	90101-06576-00	. BOLT .....	1	
3	90430-06014-00	. GASKET .....	1	
4	1UF-21140-00-33	TUBE, DOWN .....	1	YAMAHA BLK
5	91316-08030-00	BOLT, SOCKET HEAD .....	1	
6	91316-08035-00	BOLT, SOCKET HEAD .....	1	
7	90201-086J0-00	WASHER, PLATE .....	3	
8	95616-08100-00	NUT, U .....	2	
9	97016-08020-00	BOLT .....	1	
10	92906-08600-00	WASHER .....	1	
11	1UF-21315-00-00	STAY, ENGINE 2 .....	1	
12	1UF-21316-00-00	STAY, ENGINE 3 .....	1	
13	95816-08016-00	BOLT, FLANGE .....	4	
14	(90105-10423-00)	BOLT, WASHER BASED .....	2	
15	90179-10321-00	NUT .....	4	
16	(90105-10416-00)	BOLT, WASHER BASED .....	1	
17	(90105-10407-00)	BOLT, WASHER BASED .....	1	
18	1UF-2139X-00-00	DAMPER .....	4	
19	1UF-2139U-00-00	DAMPER 2 .....	4	
20	1UF-2135F-01-00	COVER .....	1	
21	1UF-2139R-01-00	COVER 2 .....	1	
22	98516-06012-00	SCREW, PAN HEAD .....	2	
23	92906-06600-00	WASHER .....	2	
24	98516-06020-00	SCREW, PAN HEAD .....	2	
25	92906-06600-00	WASHER .....	2	
26	90179-08246-00	NUT, SPEC'L SHAPE .....	2	
27	90201-102J5-00	WASHER, PLATE .....	1	
28	1UF-2117M-00-00	COVER 2 .....	1	
29	1UF-2117N-00-00	COVER 3 .....	1	

CONTINUED ON NEXT FRAME ►



## FRAME

Ref. No.	Part Number	Description	Qty	Remarks
30	98906-05012-00	SCREW, BIND .....	2	
31	(1UF-2141A-00-00)	BRACKET 1 .....	1	
32	15A-21717-00-00	DAMPER .....	2	
33	90338-07124-00	PLUG .....	2	
34	30X-2139X-00-00	DAMPER .....	2	

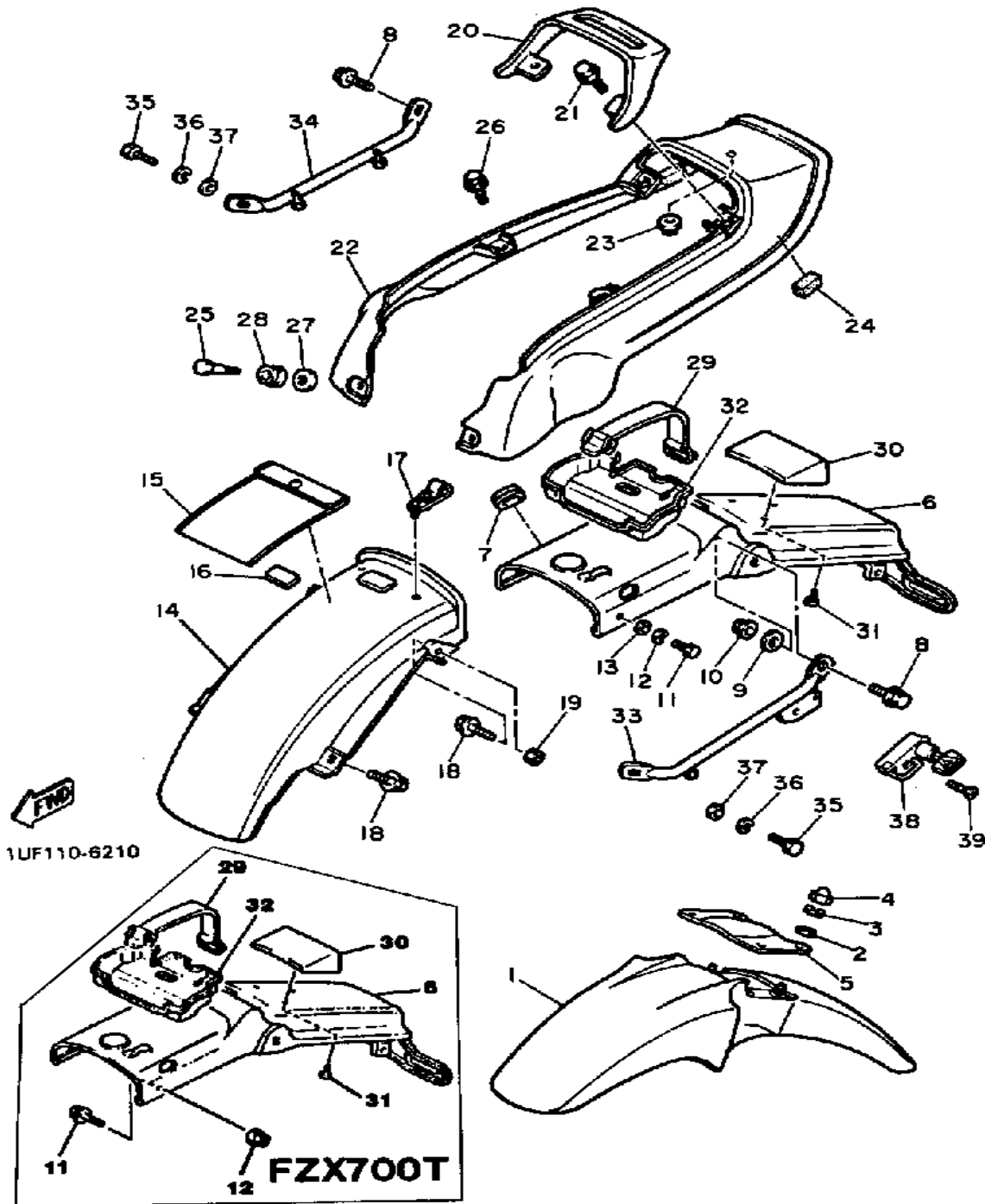


## FENDER

Ref. No.	Part Number	Description	Qty	Remarks
1	1UF-21510-00-LG	FRONT FENDER .....	1	UR APPLE RED
	1UF-21510-00-TF	FENDER, FRONT .....	1	PASSION RED
2	92990-06200-00	WASHER .....	4	
3	92995-06100-00	WASHER, SPRING .....	4	
4	95303-06800-00	NUT (CROWN) .....	4	
5	1UF-2313A-00-00	BRACE, FORK .....	1	
6	1UF-21610-02-00	REAR FENDER COMP. ....	1	LOW GLOSS BLK
	99999-01724-00	FENDER, REAR .....	1	CHROME-PLATED
7	90480-15061-00	GROMMET .....	2	
8	95816-08025-00	BOLT, FLANGE .....	2	
9	90201-08748-00	WASHER, PLATE .....	2	
10	90179-08246-00	NUT, SPEC'L SHAPE .....	2	
11	95826-06010-00	BOLT, FLANGE .....	2	
	97026-06012-00	BOLT .....	2	
12	92906-06100-00	WASHER, SPRING .....	2	
	95706-06500-00	NUT, FLANGE .....	2	
13	92906-06600-00	WASHER .....	2	
14	1UF-21629-00-00	GUARD, MUD .....	1	
15	4K5-28186-00-00	POUCH .....	1	
16	4K5-2814E-10-00	HOOK .....	2	
17	90464-12027-00	CLAMP .....	2	
18	(90119-06095-00)	BOLT, WITH WASHER .....	4	
19	95316-06600-00	NUT .....	2	
20	1UF-21645-01-00	STAY, REAR .....	1	
	1UF-21645-10-00	STAY, REAR .....	1	LOW GLOSS BLK
21	95811-10025-00	BOLT, FLANGE .....	2	
22	1UF-21651-00-LG	COVER, REAR FENDER ....	1	UR APPLE RED
	1UF-21651-00-TF	COVER, REAR FENDER ....	1	PASSION RED
23	3L7-24724-00-00	DAMPER, SEAT .....	1	

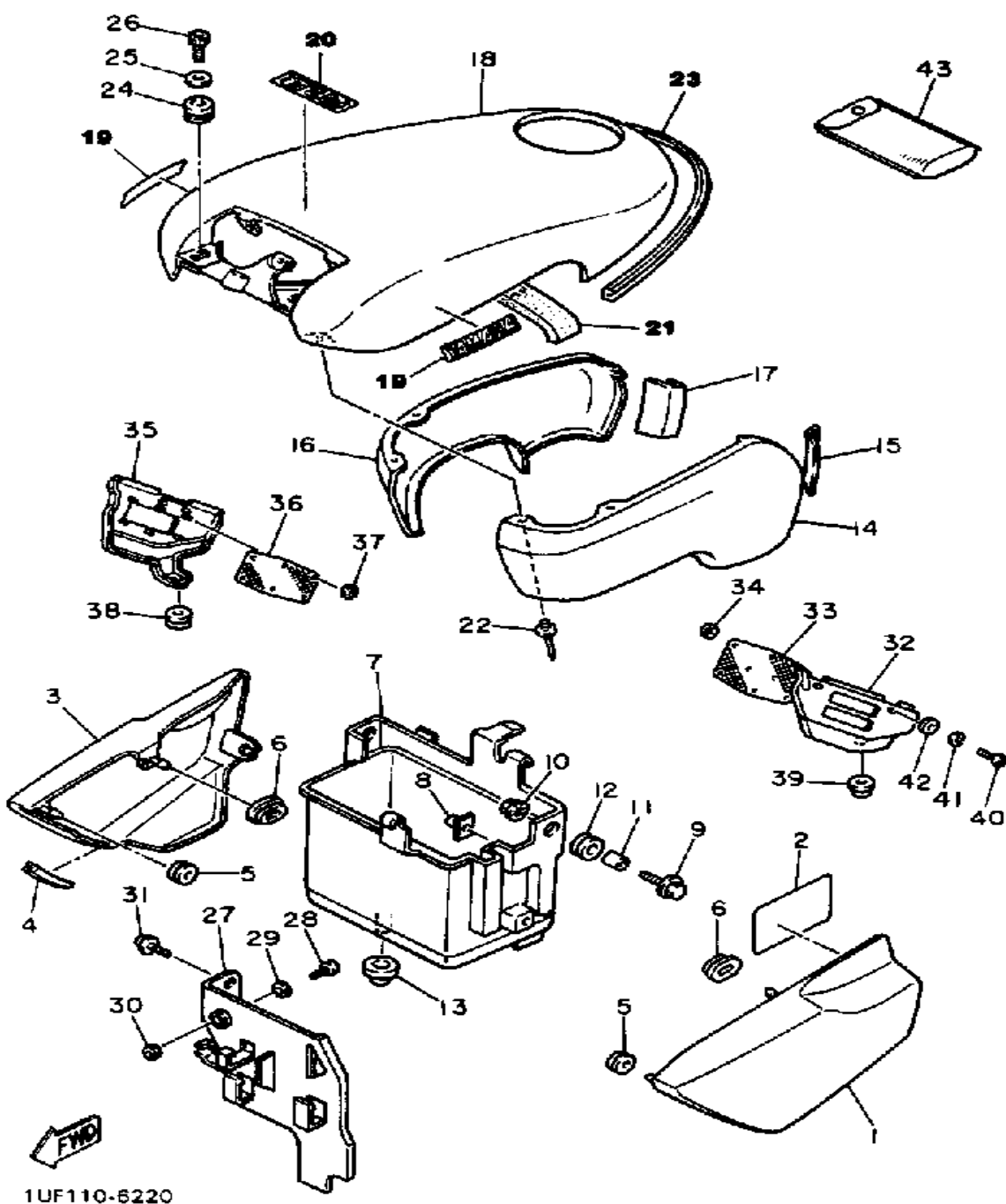
CONTINUED ON NEXT FRAME ➤

FENDER



Ref. No.	Part Number	Description	Qty	Remarks
24	51Y-21639-00-00	DAMPER 2 .....	2	
25	90109-06366-00	BOLT .....	2	
26	90119-06056-00	BOLT, WITH WASHER .....	2	
27	90201-06067-00	WASHER, PLATE .....	2	
28	90480-13398-00	GROMMET .....	2	
29	120-82131-00-00	BAND, BATTERY .....	1	
30	1UF-2163A-00-00	COVER, REAR FENDER .....	1	
	1UF-2163A-10-00	COVER, REAR FENDER .....	1	LOW BLOSS BLK
31	97702-40608-00	SCREW, TAPPING .....	3	
32	(1UF-21653-00-00)	BOX .....	1	
33	1UF-21165-00-00	HANDLE, STANDING .....	1	
34	1UF-21275-00-00	STAY, REAR .....	1	
35	97006-08020-00	BOLT .....	2	
36	92906-08100-00	WASHER, SPRING .....	2	
37	92906-08600-00	WASHER .....	2	
38	26H-21308-00-00	HELMET HANGER ASSEMBLY (4R8-21308-00) .....	1	
39	90149-06150-00	SCREW .....	1	

SIDE COVER (NON-CALIFORNIA MODEL)

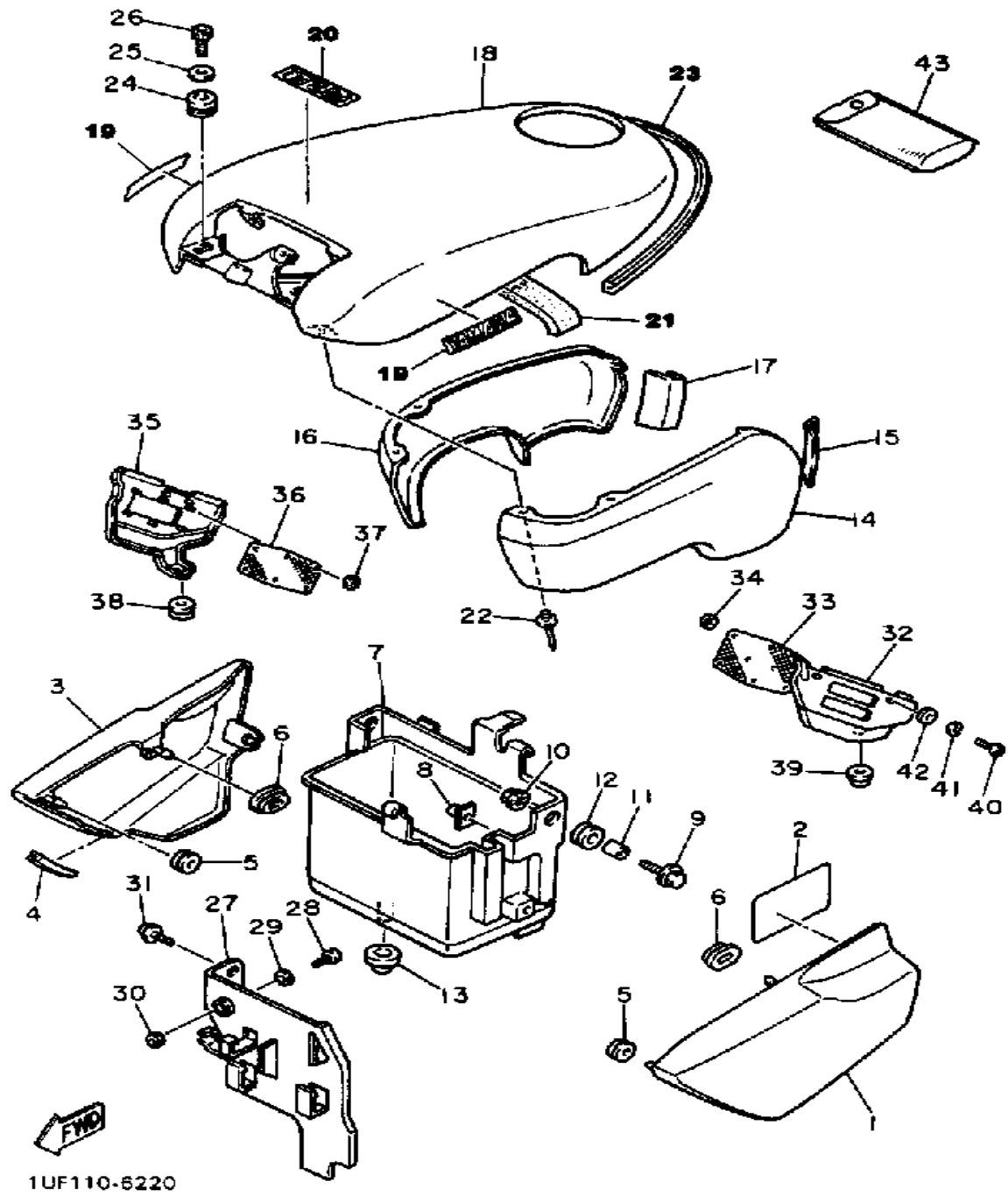


1UF110-6220

Ref. No.	Part Number	Description	Qty	Remarks
1	1UF-21711-00-LG	COVER, SIDE 1 .....	1	UR APPLE RED
	1UF-21711-00-TF	COVER, SIDE 1 .....	1	PASSION RED
2	1UF-21683-60-00	PLATE, SPEC .....	1	
	1UF-21683-70-00	PLATE, SPEC .....	1	
3	1UF-21721-00-LG	COVER, SIDE 2 .....	1	UR APPLE RED
	1UF-21721-00-TF	COVER, SIDE 2 .....	1	PASSION RED
4	1UF-2171L-01-00	MOLD, SIDE COVER 1 .....	1	
5	90480-14052-00	GROMMET .....	2	
6	90480-01401-00	GROMMET .....	2	
7	36Y-21245-00-00	BOX .....	1	
8	31A-14477-00-00	PLATE .....	1	
9	90119-06097-00	BOLT, WITH WASHER .....	2	
10	95701-06500-00	NUT, FLANGE .....	2	
11	90387-060A7-00	COLLAR .....	2	
12	90480-16233-00	GROMMET .....	2	
13	90480-23192-00	GROMMET .....	1	
14	1UF-21731-00-00	COVER, SIDE 3 .....	1	
	1UF-21731-10-00	COVER, SIDE 3 .....	1	LOW GLOSS BLK
15	1UF-2171L-00-00	MOLD, SIDE COVER 1 .....	1	
16	1UF-21741-00-00	COVER, SIDE 4 .....	1	
	1UF-21741-10-00	COVER, SIDE 4 .....	1	LOW GLOSS BLK
17	1UF-2171M-00-00	MOLD, SIDE COVER 2 .....	1	
18	1UF-W217A-00-6G	COVER, TOP .....	1	
	1UF-Y217F-10-6G	COVER, TOP COMP. ....	1	
19	1UF-28338-10-00	. EMBLEM .....	2	
	99226-00020-00	. EMBLEM, YAMAHA .....	2	
20	1UF-21781-00-00	. EMBLEM 1 .....	1	
21	1UF-21778-00-00	DAMPER, LOCATING 1 .....	1	
22	90267-32091-00	RIVET, BLIND .....	6	

CONTINUED ON NEXT FRAME ➤

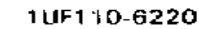
SIDE COVER (NON-CALIFORNIA MODEL)



Ref. No.	Part Number	Description	Qty	Remarks
23	1UF-2171N-00-00	MOLD, SIDE COVER 3	1	
24	90480-14450-00	GROMMET	2	
25	(90179-06529-00)	NUT, SPEC'L SHAPE	2	
26	91316-06016-00	BOLT, SOCKET HEAD	2	
27	(1UF-21243-00-00)	PLATE, BRIDGE	1	
28	98503-06014-00	SCREW, PAN HEAD (92502-06016)	1	
29	92990-06600-00	WASHER, PLATE	1	
30	95380-06700-00	NUT	1	
31	90159-06093-00	SCREW, WITH WASHER	1	
32	1UF-2172A-00-00	PANEL 1	1	
33	1UF-2172G-00-00	PANEL 2	1	
34	90209-03274-00	WASHER, SPEC'L SHAP	8	
35	1UF-2172F-00-00	PANEL 2	1	
36	(1UF-2172H-00-00)	PANEL 1	1	
37	90209-03274-00	WASHER, SPEC'L SHAP	6	
38	90480-18495-00	GROMMET	1	
39	90480-11224-00	GROMMET	1	
40	98506-06016-00	SCREW, PANHEAD	2	
41	92906-06100-00	WASHER, SPRING	2	
42	92906-06600-00	WASHER	2	
43	1UF-28100-00-00	TOOL KIT	1	



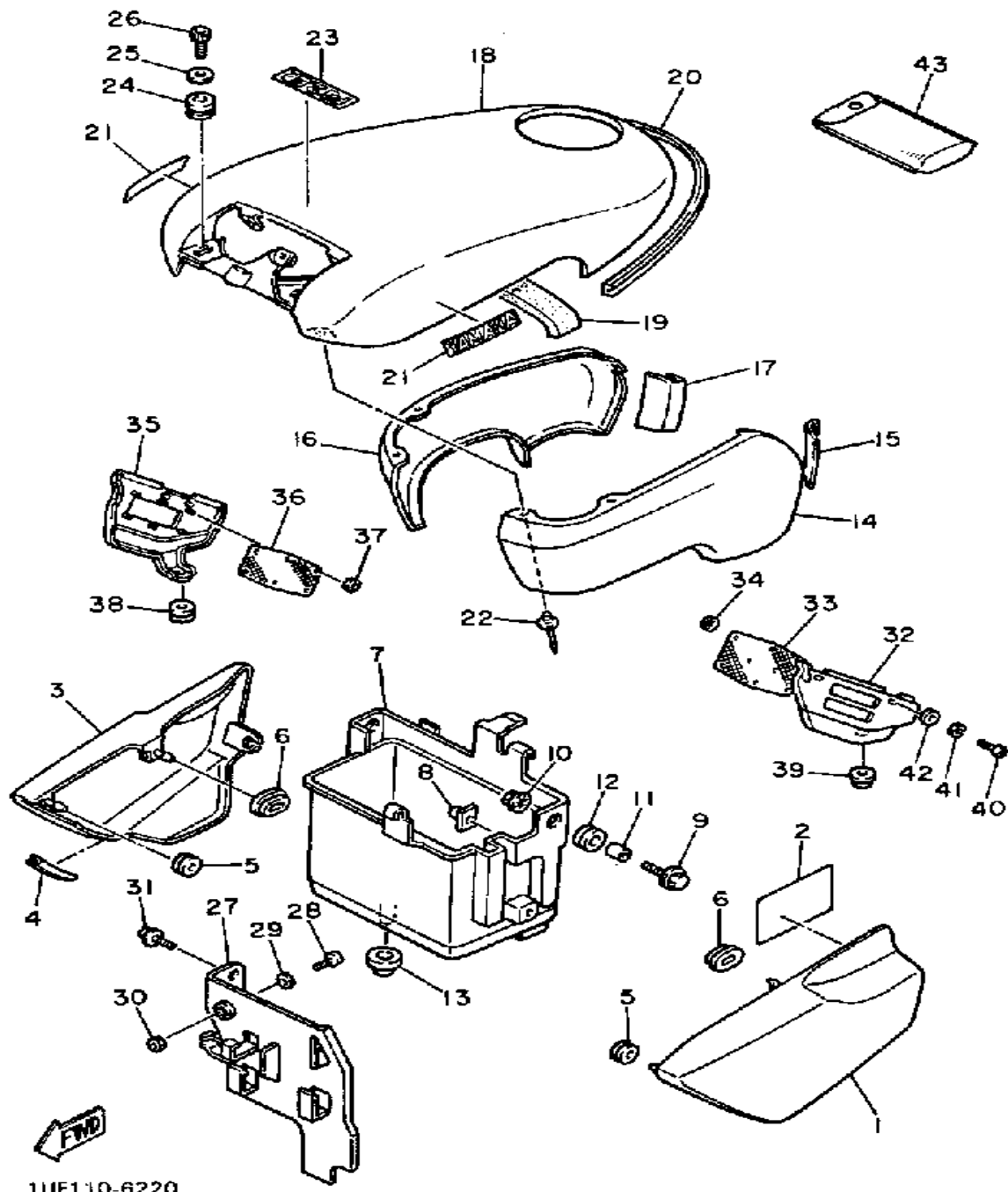
## SIDE COVER (CALIFORNIA MODEL ONLY)



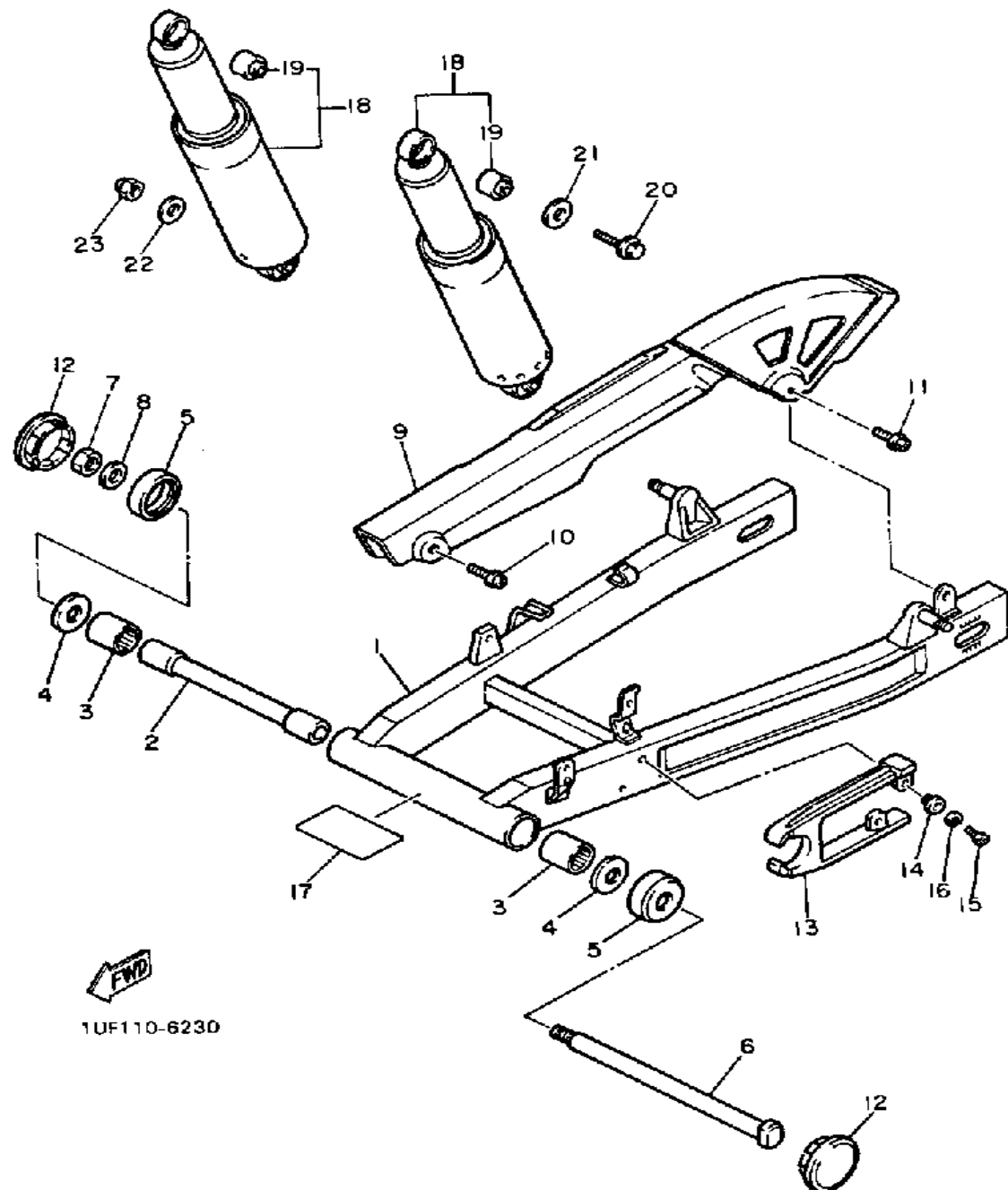
Ref. No.	Part Number	Description	Qty	Remarks
1	1UF-21711-00-LG	COVER, SIDE 1 .....	1	UR APPLE RED
	1UF-21711-00-TF	COVER, SIDE 1 .....	1	PASSION RED
2	(1UH-21687-60-00)	PLATE, SPEC .....	1	
	(1UH-21687-70-00)	PLATE, SPEC .....	1	
	1UF-21721-00-LG	COVER, SIDE 2 .....	1	UR APPLE RED
	1UF-21721-00-TF	COVER, SIDE 2 .....	1	PASSION RED
4	1UF-2171L-01-00	MOLD, SIDE COVER 1 .....	1	
5	90480-14052-00	GROMMET .....	2	
6	90480-01401-00	GROMMET .....	2	
7	36Y-21245-00-00	BOX .....	1	
8	31A-14477-00-00	PLATE .....	1	
9	90119-06097-00	BOLT, WITH WASHER .....	2	
10	95701-06500-00	NUT, FLANGE .....	2	
11	90387-060A7-00	COLLAR .....	2	
12	90480-16233-00	GROMMET .....	2	
13	90480-23192-00	GROMMET .....	1	
14	1UF-21731-00-00	COVER, SIDE 3 .....	1	
	1UF-21731-10-00	COVER, SIDE 3 .....	1	LOW GLOSS BLK
15	1UF-2171L-00-00	MOLD, SIDE COVER 1 .....	1	
16	1UF-21741-00-00	COVER, SIDE 4 .....	1	
	1UF-21741-10-00	COVER, SIDE 4 .....	1	LOW GLOSS BLK
17	1UF-2171M-00-00	MOLD, SIDE COVER 2 .....	1	
18	1UF-W217A-00-6G	COVER, TOP .....	1	NEW YAMAHA BLK
19	1UF-21778-00-00	DAMPER, LOCATING 1 .....	1	
20	1UF-2171N-00-00	MOLD, SIDE COVER 3 .....	1	
21	1UF-28338-10-00	EMBLEM .....	2	
	99226-00020-00	EMBLEM, YAMAHA .....	2	
22	90267-32091-00	RIVET, BLIND .....	6	
23	1UF-21781-00-00	EMBLEM 1 .....	1	

**CONTINUED ON NEXT FRAME ►**

SIDE COVER (CALIFORNIA MODEL ONLY)

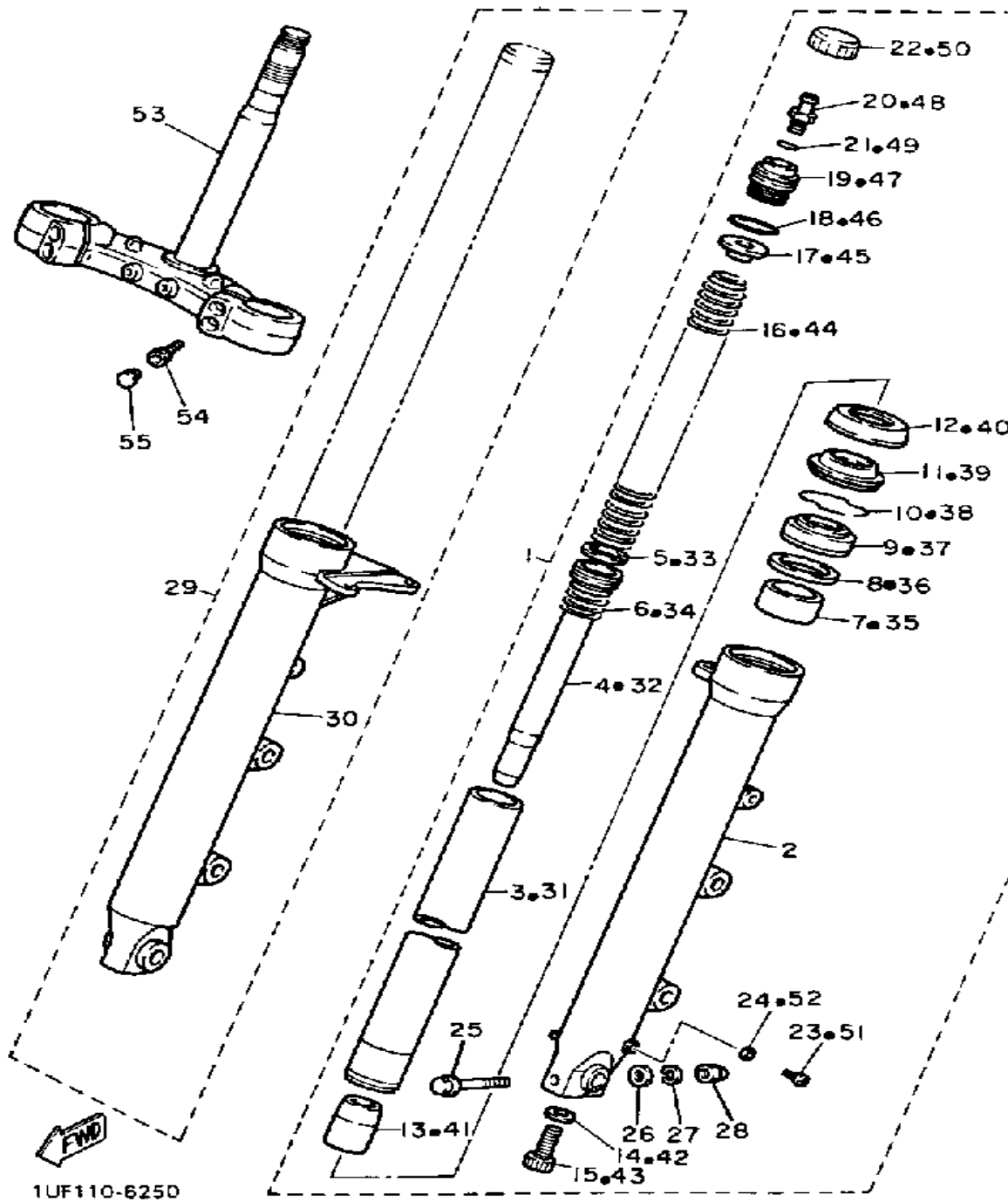


Ref. No.	Part Number	Description	Qty	Remarks
24	90480-14450-00	GROMMET .....	2	
25	(90179-06529-00)	NUT, SPEC'L SHAPE .....	2	
26	91316-06016-00	BOLT, SOCKET HEAD .....	2	
27	(1UF-21243-00-00)	PLATE, BRIDGE .....	1	
28	98503-06014-00	SCREW, PAN HEAD (92502-06016) .....	1	
29	92990-06600-00	WASHER, PLATE .....	1	
30	95380-06700-00	NUT .....	1	
31	90159-06093-00	SCREW, WITH WASHER .....	1	
32	1UF-2172A-00-00	PANEL 1 .....	1	
33	1UF-2172G-00-00	PANEL 2 .....	1	
34	90209-03274-00	WASHER, SPEC'L SHAP ....	8	
35	1UF-2172F-00-00	PANEL 2 .....	1	
36	(1UF-2172H-00-00)	PANEL 1 .....	1	
37	90209-03274-00	WASHER, SPEC'L SHAP ....	6	
38	90480-18495-00	GROMMET .....	1	
39	90480-11224-00	GROMMET .....	1	
40	98506-06016-00	SCREW, PANHEAD .....	2	
41	92906-06100-00	WASHER, SPRING .....	2	
42	92906-06600-00	WASHER .....	2	
43	1UF-28100-00-00	TOOL KIT .....	1	



# SWING ARM

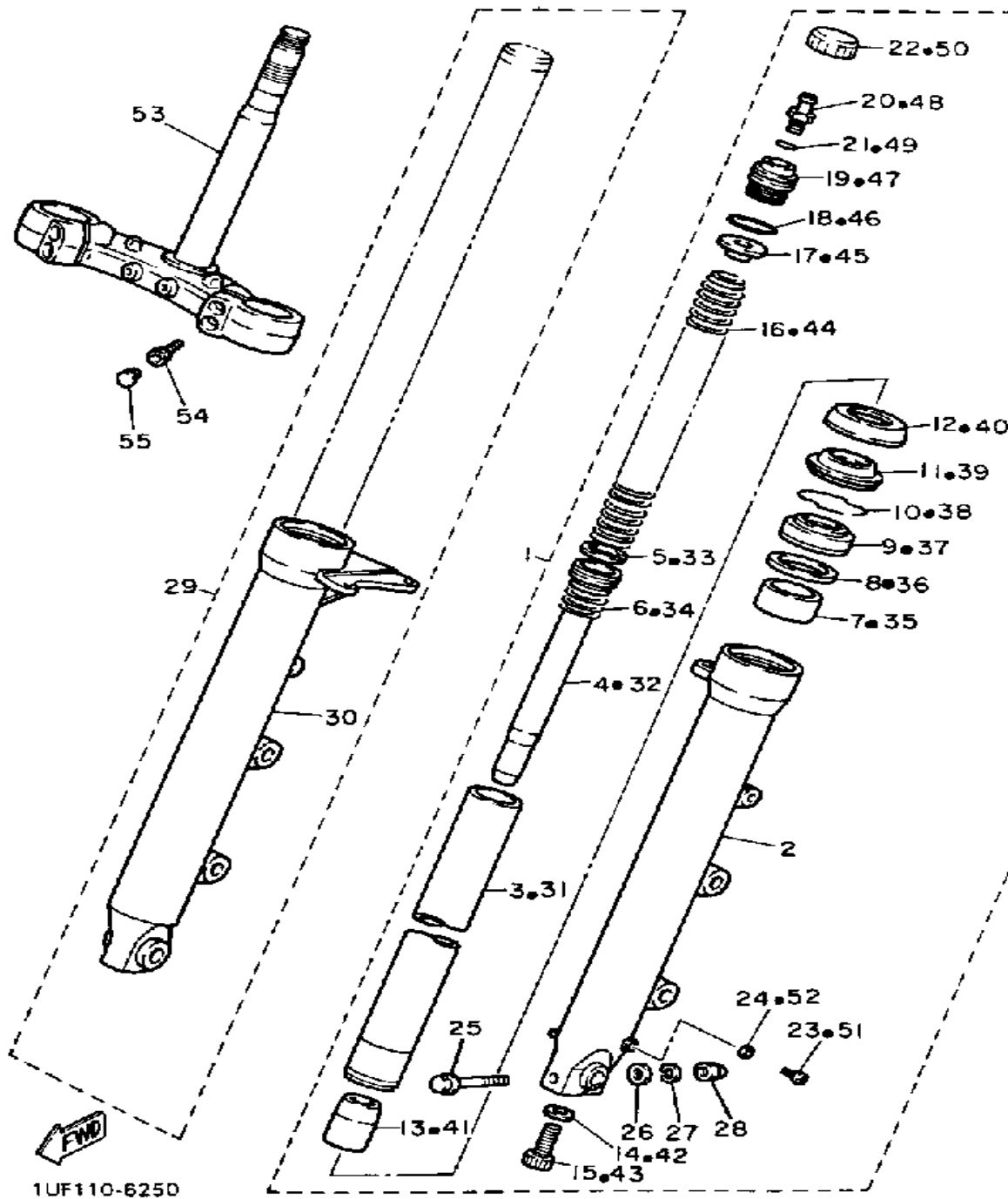
Ref. No.	Part Number	Description	Qty	Remarks
1	(1UF-22110-00-35)	REAR ARM .....	1	SILVER
2	36Y-22184-00-00	BUSH .....	1	
3	93317-42550-00	BEARING .....	2	
4	36Y-22127-00-00	SHIM .....	2	
5	36Y-22128-00-00	COVER, THRUST 1 .....	2	
6	1UF-22141-00-00	SHAFT, PIVOT .....	1	
7	90185-14070-00	NUT, SELF-LOCKING .....	1	
8	90201-142M6-00	WASHER, PLATE .....	1	
9	1UF-22310-00-00	CHAIN CASE ASSEMBLY .....	1	
10	90159-06128-00	SCREW, WITH WASHER .....	1	
11	90159-06084-00	SCREW, WITH WASHER .....	1	
12	1UF-2219X-00-00	COVER .....	2	
13	(1UF-22151-00-00)	SEAL, GUARD .....	1	
14	90387-06681-00	COLLAR .....	2	
15	98503-06014-00	SCREW, PAN HEAD (92502-06016) .....	2	
16	92995-06100-00	WASHER, SPRING .....	2	
17	1JK-21735-00-00	SEAL 2 .....	1	
18	4AM-22210-00-00	SHK/ABS ASSEMBLY, REAR ..	2	
19	1UF-22216-00-00	. BUSH, RR SHOCK ABS .....	2	
20	90105-08705-00	BOLT, WASHER BASED .....	2	
21	90201-084K3-00	WASHER, PLATE .....	2	
22	90201-100A1-00	WASHER, PLATE .....	2	
23	90176-10013-00	NUT, CROWN .....	2	



# FRONT FORK

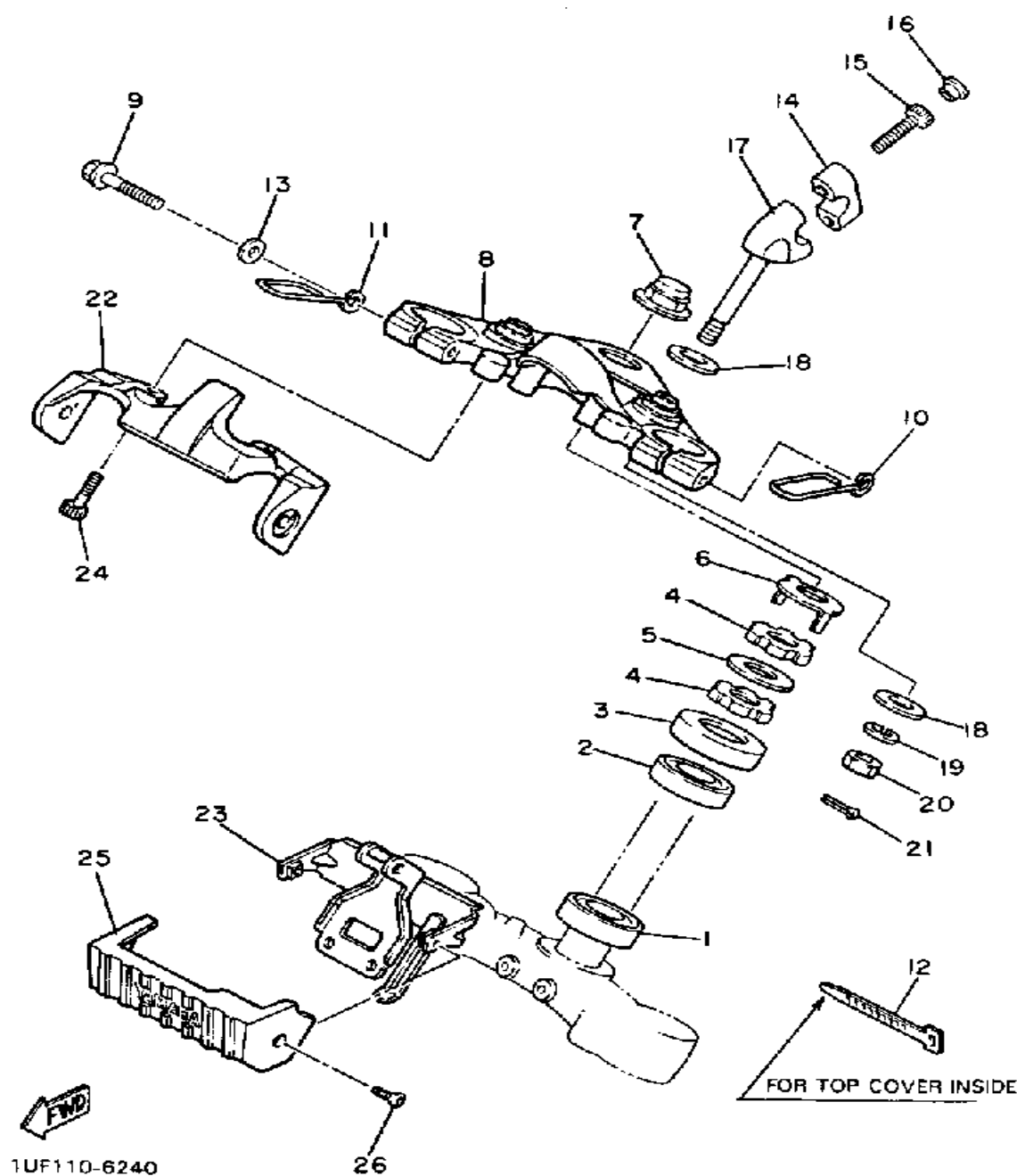
Ref. No.	Part Number	Description	Qty	Remarks
1	1UF-23102-00-00	FRONT FORK ASSEMBLY L . . .	1	
2	1UF-23126-00-00	. TUBE, OUTER 1 . . . . .	1	
3	1UF-23110-00-00	. INNER TUBE 1 . . . . .	1	
4	1UF-23171-00-00	. PISTON, FRONT FORK . . . . .	1	
5	1UF-23157-00-00	. RING, PISTON FRTFRK . . . . .	1	
6	1UF-23151-00-00	. SPRING, REBOUND . . . . .	1	
7	3XC-23125-00-00	. METAL, SIDE 1 . . . . .	1	
8	1UF-23115-00-00	. GUIDE, COVER UPPER . . . . .	1	
9	93110-38024-00	. OIL SEAL, SWOTYPE . . . . .	1	
10	1UF-23156-00-00	. CLIP, OIL SEAL . . . . .	1	
11	3XC-23144-00-00	. SEAL, DUST . . . . .	1	
12	1UF-23148-00-00	. COVER, DUST SEAL . . . . .	1	
13	1GU-23173-00-00	. SPINDLE, TAPER . . . . .	1	
14	90430-08155-00	. GASKET (29U) . . . . .	1	
15	91311-08025-00	. BOLT, SOCKET HEAD . . . . .	1	
16	(1UF-23141-00-00)	SPRING, FRONT FORK . . . . .	1	
17	1UF-23142-00-00	. SEAT, SPRING UPPER . . . . .	1	
18	93210-27732-00	. O-RING . . . . .	1	
19	1UF-23111-00-00	. BOLT, CAP . . . . .	1	
20	1UF-23190-00-00	. AIR VALVE . . . . .	1	
21	93210-06632-00	. O-RING . . . . .	1	
22	1UF-2319U-00-00	. CAP . . . . .	1	
23	98511-04006-00	. SCREW, PAN HEAD (98501-04005) . . . . .	1	
24	5U8-23129-00-00	. GASKET, DRAIN PLUG . . . . .	1	
25	95023-08060-00	. BOLT, FLANGE . . . . .	1	
26	92990-08600-00	. WASHER, PLATE . . . . .	1	
27	92990-08100-00	. WASHER . . . . .	1	
28	95303-08800-00	. NUT (CROWN) (95301-08800) . . . . .	1	

CONTINUED ON NEXT FRAME ➤



## FRONT FORK

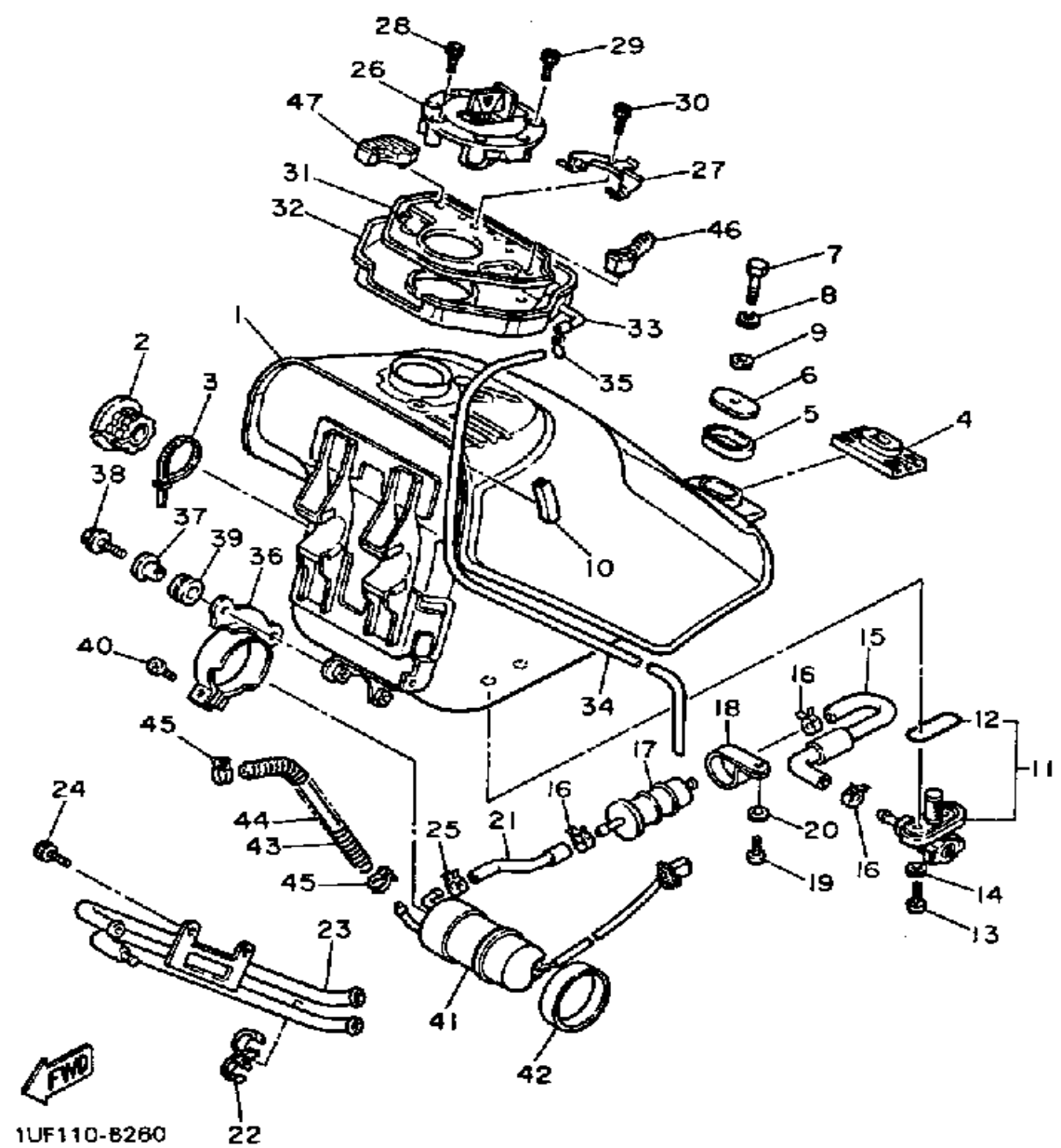
Ref. No.	Part Number	Description	Qty	Remarks
29	1UF-23103-00-00	FRONT FORK ASSEMBLY R ..	1	
30	1UF-23136-00-00	. TUBE, OUTER 2 .....	1	
31	1UF-23110-00-00	. INNER TUBE 1 .....	1	
32	1UF-23171-00-00	. PISTON, FRONT FORK .....	1	
33	1UF-23157-00-00	. RING, PISTON FRTRK .....	1	
34	1UF-23151-00-00	. SPRING, REBOUND .....	1	
35	3XC-23125-00-00	. METAL, SIDE 1 .....	1	
36	1UF-23115-00-00	. GUIDE, COVER UPPER .....	1	
37	93110-38024-00	. OIL SEAL, SWOTYPE .....	1	
38	1UF-23156-00-00	. CLIP, OIL SEAL .....	1	
39	3XC-23144-00-00	. SEAL, DUST .....	1	
40	1UF-23148-00-00	. COVER, DUST SEAL .....	1	
41	1GU-23173-00-00	. SPINDLE, TAPER .....	1	
42	90430-08155-00	. GASKET (29U) .....	1	
43	91311-08025-00	. BOLT, SOCKET HEAD .....	1	
44	(1UF-23141-00-00)	SPRING, FRONT FORK .....	1	
45	1UF-23142-00-00	. SEAT, SPRING UPPER .....	1	
46	93210-27732-00	. O-RING .....	1	
47	1UF-23111-00-00	. BOLT, CAP .....	1	
48	1UF-23190-00-00	. AIR VALVE .....	1	
49	93210-06632-00	. O-RING .....	1	
50	1UF-2319U-00-00	. CAP .....	1	
51	98511-04006-00	. SCREW, PAN HEAD (98501-04005) .....	1	
52	5U8-23129-00-00	. GASKET, DRAIN PLUG .....	1	
53	2JE-23340-00-00	UNDER BRACKET .....	1	
54	91311-08025-00	BOLT, SOCKET HEAD .....	4	
55	90338-08163-00	PLUG .....	4	
56	1UF-23135-00-00	METAL, SLIDE 2 .....	1	



## STEERING

Ref. No.	Part Number	Description	Qty	Remarks
1	93332-00008-00	BEARING .....	1	
2	93332-00001-00	BEARING .....	1	
3	1J7-23415-00-00	COVER, BALL RACE 1 .....	1	
4	90179-25033-00	NUT .....	2	
5	90202-26142-00	WASHER, PLATE .....	1	
6	26H-23418-01-00	WASHER, SPECIAL .....	1	
7	90176-22050-00	NUT, CROWN .....	1	
8	1UF-W2341-00-38	CROWN, HANDLE .....	1	CLEAR BUFF
9	95023-08050-00	BOLT, FLANGE (95021-08050) .	2	
10	42X-23317-01-00	HOLDER, CABLE .....	1	
11	1UF-23317-01-00	HOLDER, CABLE .....	1	
12	437-83936-01-00	BAND, SWITCH CORD .....	1	
13	92990-08600-00	WASHER, PLATE .....	2	
14	4H7-23441-00-38	HOLDER, HANDLE UPPER ...	2	CLEAR BUFF
15	91311-08030-00	BOLT .....	4	
16	90338-08163-00	PLUG .....	4	
17	42X-23442-00-38	HOLDER, HANDLE LOWER ...	2	CLEAR BUFF
18	90201-100A1-00	WASHER, PLATE .....	4	
19	92990-10100-00	WASHER, SPRING .....	2	
20	95303-10700-00	NUT .....	2	
21	90468-12006-00	CLIP .....	2	
22	1UF-23174-00-38	STAY, HEADLIGHT .....	1	CLEAR BUFF
23	1UF-2331A-00-00	STAY .....	1	
24	91316-08025-00	BOLT, SOCKET HEAD .....	2	
25	1UF-23122-01-00	COVER, OUTER 1 .....	1	
26	98706-05012-00	SCREW, flat head .....	2	

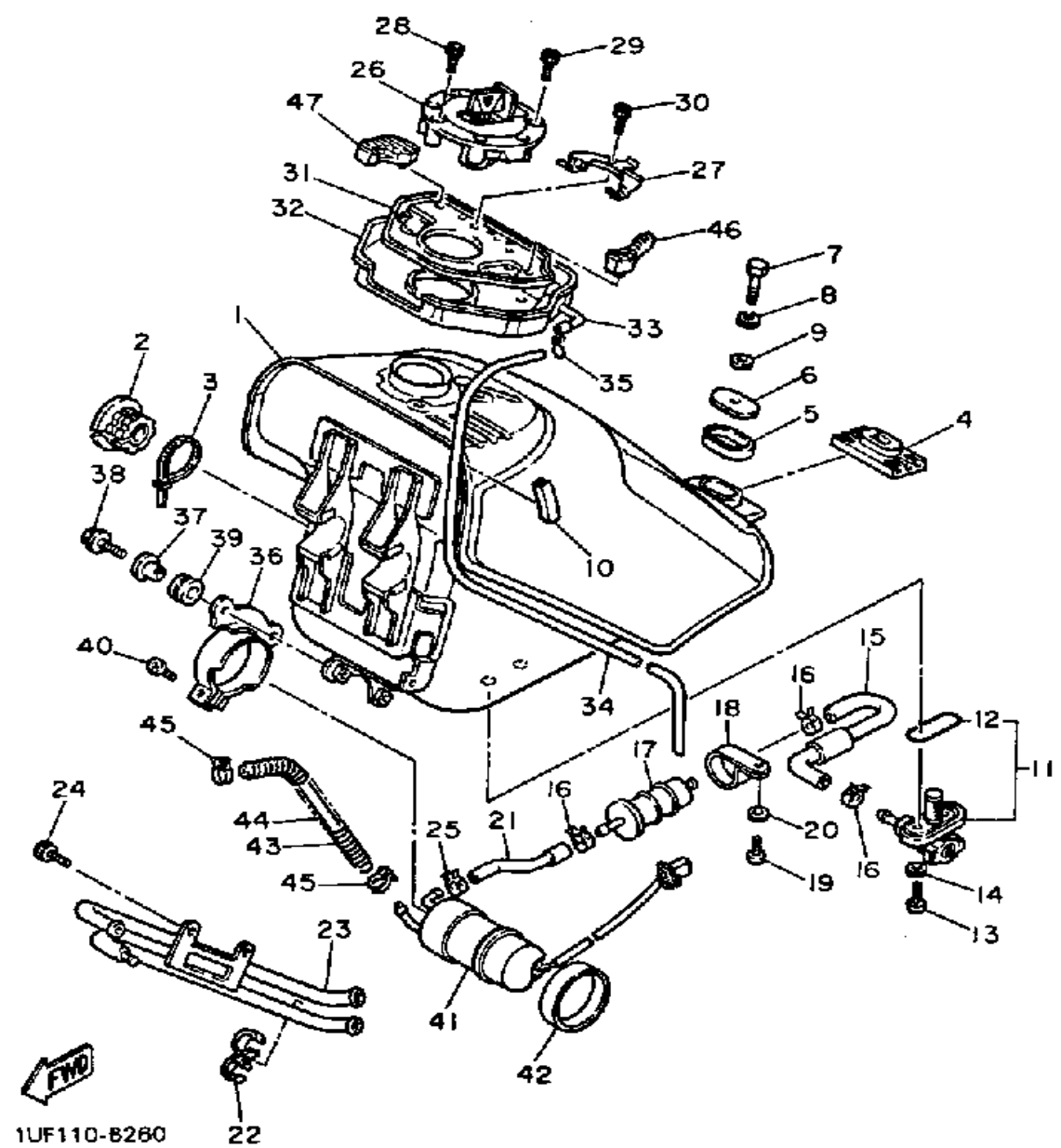
FUEL TANK (NON-CALIFORNIA MODEL)



Ref. No.	Part Number	Description	Qty	Remarks
1	(1UF-24110-00-TF)	FUEL TANK .....	1	PASSION RED
	1UF-24110-00-LG	FUEL TANK .....	1	UR APPLE RED
2	(1UF-24181-00-00)	DAMPER, LOCATING 1 .....	2	
3	5Y9-12491-00-00	CLAMP 1 .....	2	
4	1AE-24183-00-00	DAMPER, LOCATING 3 .....	1	
5	3Y6-24183-00-00	DAMPER, LOCATING 3 .....	1	
6	36Y-24186-00-00	WASHER, SPECIAL .....	1	
7	97013-06035-00	BOLT .....	1	
8	92995-06100-00	WASHER, SPRING .....	1	
9	92990-06600-00	WASHER, PLATE .....	1	
10	1JK-21268-00-00	SEAL .....	1	
11	26H-24500-00-00	FUEL COCK ASSEMBLY 1 ...	1	
12	214-24512-00-00	. GASKET .....	1	
13	90149-06011-00	SCREW .....	2	
14	90202-05187-00	WASHER, PLATE .....	2	
15	(1UF-24311-00-00)	PIPE, FUEL 1 .....	1	
16	90467-11044-00	CLIP .....	3	
17	1FK-24560-00-00	FILTER ASSEMBLY .....	1	
18	1AE-24366-00-00	CLAMP, FUEL PIPE 1 .....	1	
19	98580-06012-00	SCREW, PAN HEAD .....	1	
20	92990-06600-00	WASHER, PLATE .....	1	
21	(1UF-24315-00-00)	PIPE 5 .....	1	
22	90464-30071-00	CLAMP .....	3	
23	1UF-24322-00-00	PIPE 1 .....	1	
24	91316-06016-00	BOLT, SOCKET HEAD .....	2	
25	90467-10091-00	CLIP, SCISSOR .....	1	
26	2JE-24602-02-00	CAP ASSEMBLY .....	1	
27	1UF-24639-00-00	STOPPER, PLATE .....	1	
28	90110-05119-00	BOLT, HEX SKT HEAD .....	1	

CONTINUED ON NEXT FRAME ➤

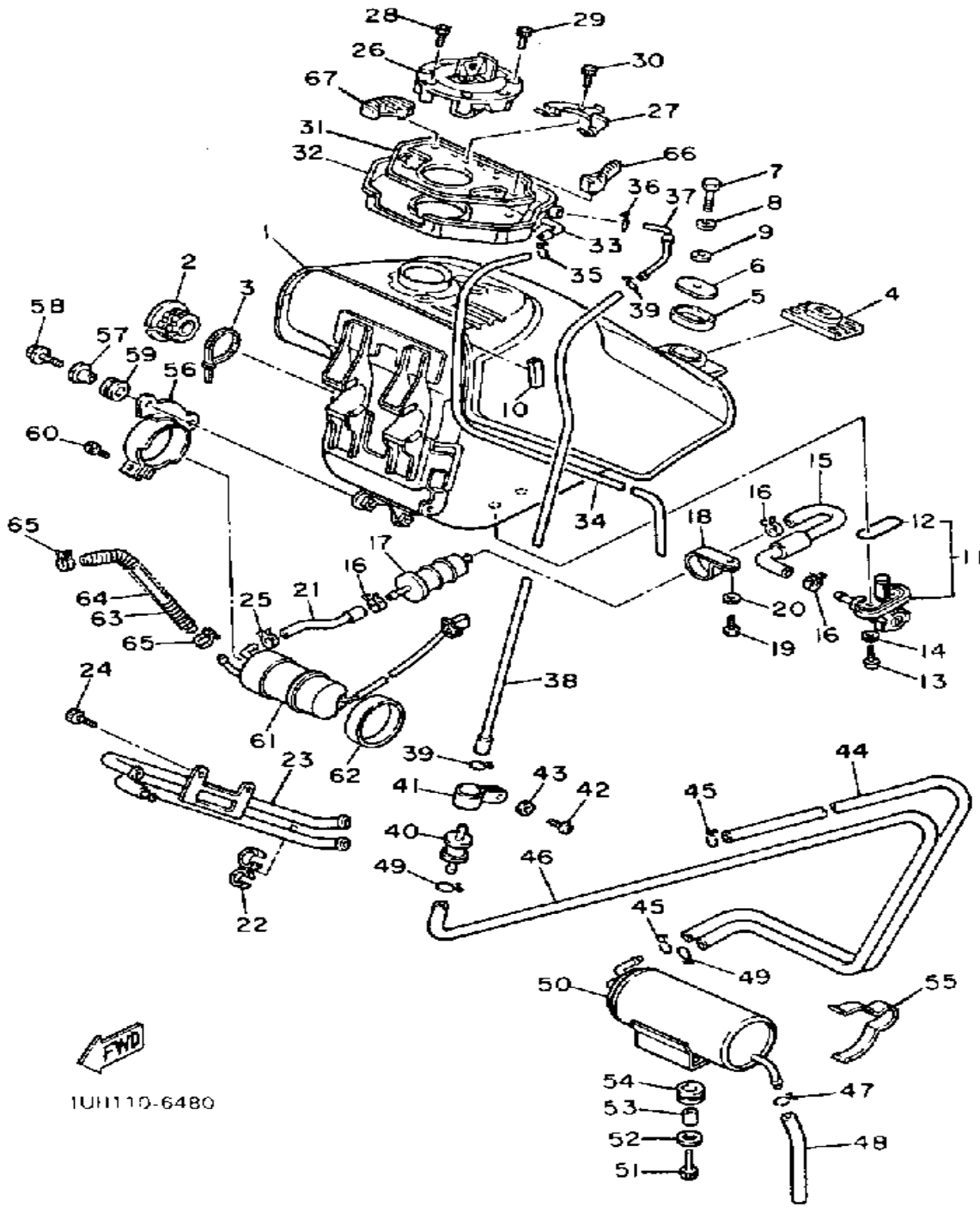
FUEL TANK (NON-CALIFORNIA MODEL)



Ref. No.	Part Number	Description	Qty	Remarks
29	90110-05120-00	BOLT, HEX SKT HEAD	2	
30	91316-05020-00	BOLT, SOCKET HEAD	1	
31	1UF-2413H-00-00	FILLER, BOX	1	
32	1UF-2414A-00-00	COVER, FILLER	1	
33	1FK-24376-00-00	PIPE, JOINT 1	1	
34	90445-09124-00	HOSE	1	
35	90467-08021-00	CLIP	1	
36	1HX-24491-00-00	BRACKET, fuel pump	1	
37	90387-061N0-00	COLLAR	2	
38	95816-06016-00	BOLT, FLANGE	2	
39	90480-13163-00	GROMMET	2	
40	98586-05016-00	SCREW, PAN HEAD	1	
41	1UF-13907-00-00	FUEL PUMP COMP.	1	
42	(4W8-82311-00-00)	BAND, COIL FITTING	1	
43	(90501-081E6-00)	SPRING, COMPRESSION	1	
44	(90445-125E4-00)	HOSE	1	
45	90460-12256-00	CLAMP, HOSE	2	
46	1UF-21746-00-00	DAMPER	1	
47	1UF-21747-00-00	DAMPER	1	



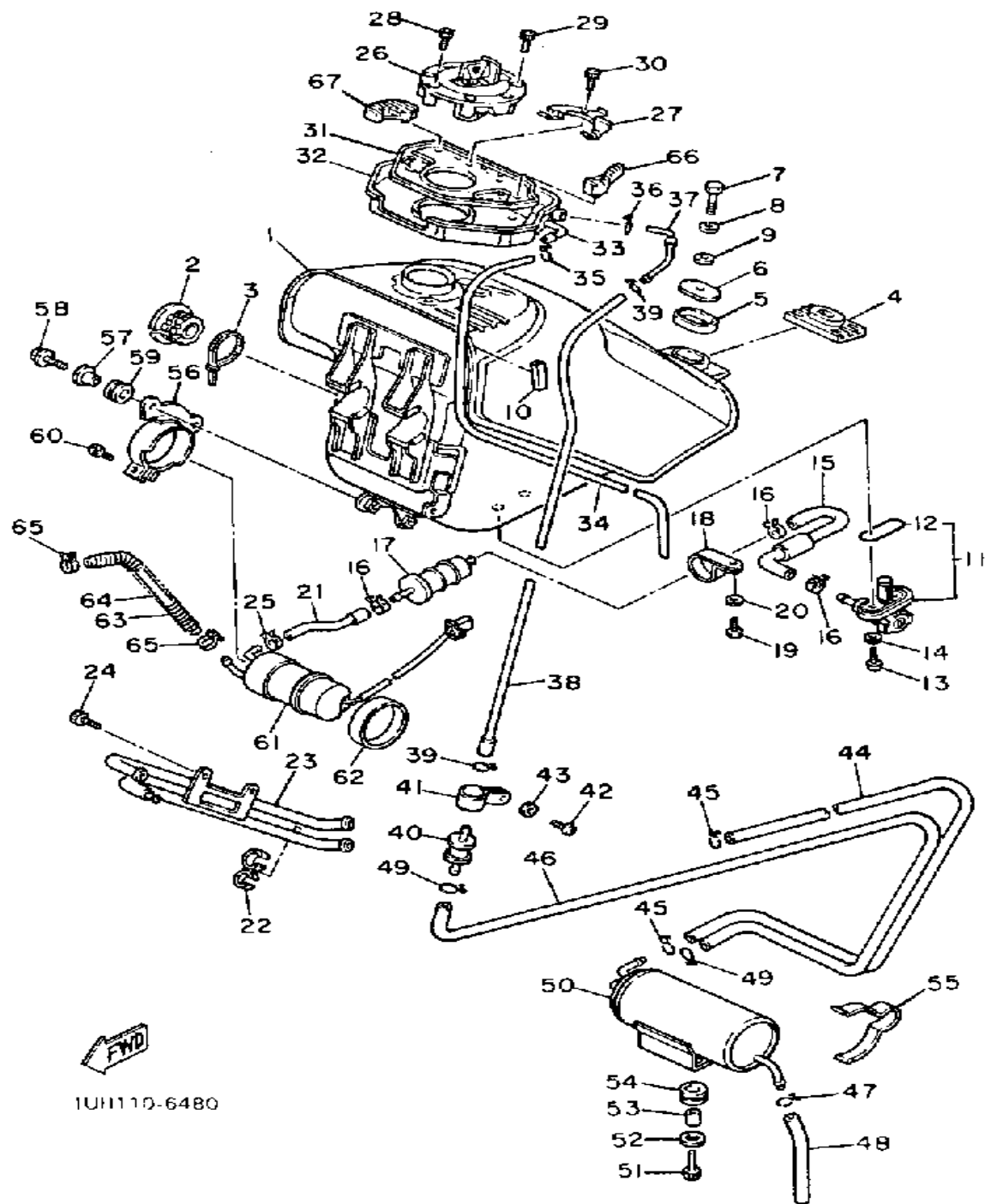
FUEL TANK (CALIFORNIA MODEL ONLY)



Ref. No.	Part Number	Description	Qty	Remarks
1	(1UF-24110-00-TF)	FUEL TANK .....	1	PASSION RED
	1UF-24110-00-LG	FUEL TANK .....	1	UR APPLE RED
2	(1UF-24181-00-00)	DAMPER, LOCATING 1 .....	2	
3	5Y9-12491-00-00	CLAMP 1 .....	2	
4	1AE-24183-00-00	DAMPER, LOCATING 3 .....	1	
5	3Y6-24183-00-00	DAMPER, LOCATING 3 .....	1	
6	36Y-24186-00-00	WASHER, SPECIAL .....	1	
7	97013-06035-00	BOLT .....	1	
8	92995-06100-00	WASHER, SPRING .....	1	
9	92990-06600-00	WASHER, PLATE .....	1	
10	1JK-21268-00-00	SEAL .....	1	
11	26H-24500-00-00	FUEL COCK ASSEMBLY 1 ...	1	
12	214-24512-00-00	. GASKET .....	1	
13	90149-06011-00	SCREW .....	2	
14	90202-05187-00	WASHER, PLATE .....	2	
15	(1UF-24311-00-00)	PIPE, FUEL 1 .....	1	
16	90467-11044-00	CLIP .....	3	
17	1FK-24560-00-00	FILTER ASSEMBLY .....	1	
18	1AE-24366-00-00	CLAMP, FUEL PIPE 1 .....	1	
19	98580-06012-00	SCREW, PAN HEAD .....	1	
20	92990-06600-00	WASHER, PLATE .....	1	
21	(1UF-24315-00-00)	PIPE 5 .....	1	
22	90464-30071-00	CLAMP .....	3	
23	1UF-24322-00-00	PIPE 1 .....	1	
24	91316-06016-00	BOLT, SOCKET HEAD .....	2	
25	90467-10091-00	CLIP, SCISSOR .....	1	
26	1UH-24602-02-00	CAP ASSEMBLY .....	1	
27	1UF-24639-00-00	STOPPER, PLATE .....	1	
28	90110-05119-00	BOLT, HEX SKT HEAD .....	1	

CONTINUED ON NEXT FRAME ➤

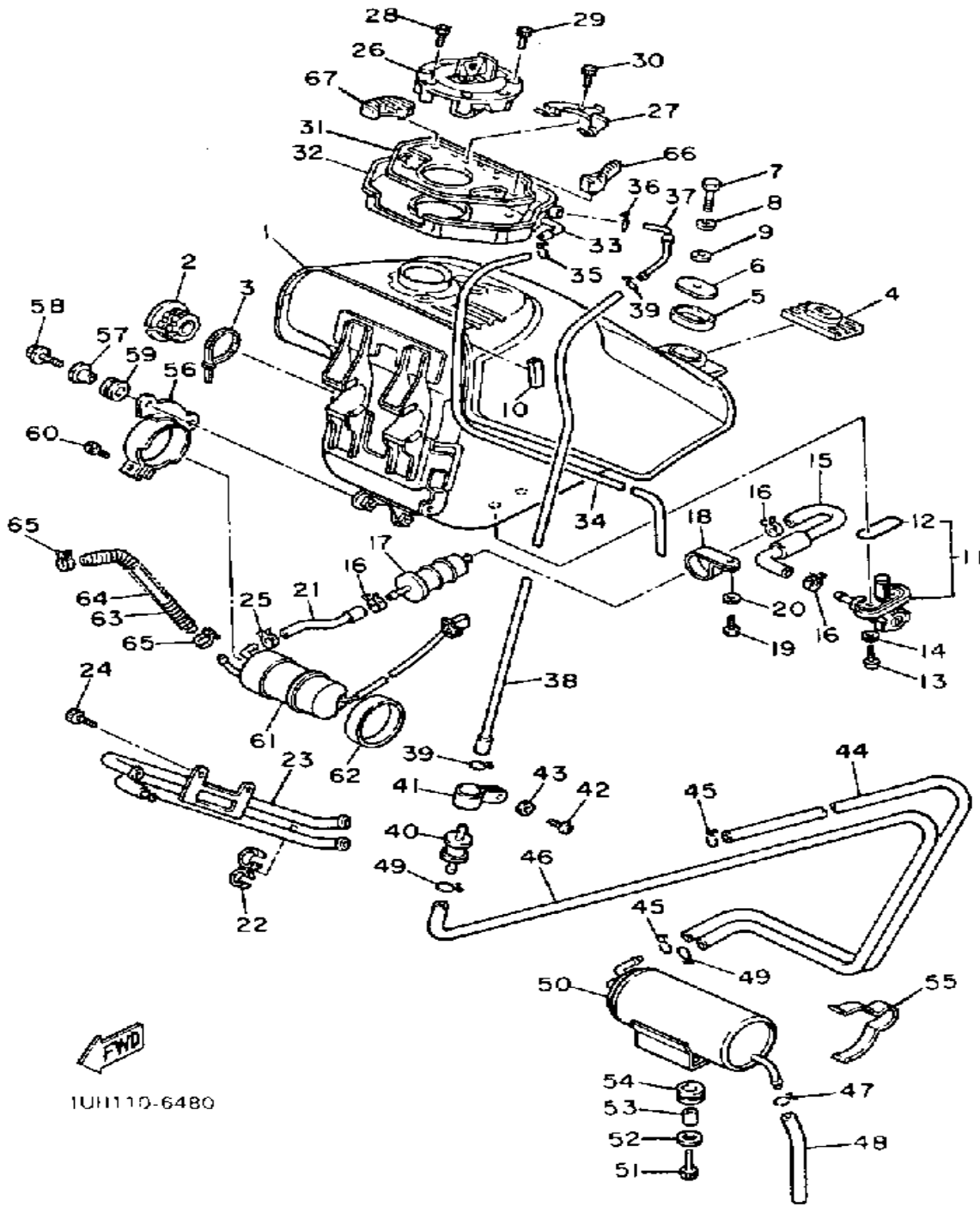
FUEL TANK (CALIFORNIA MODEL ONLY)



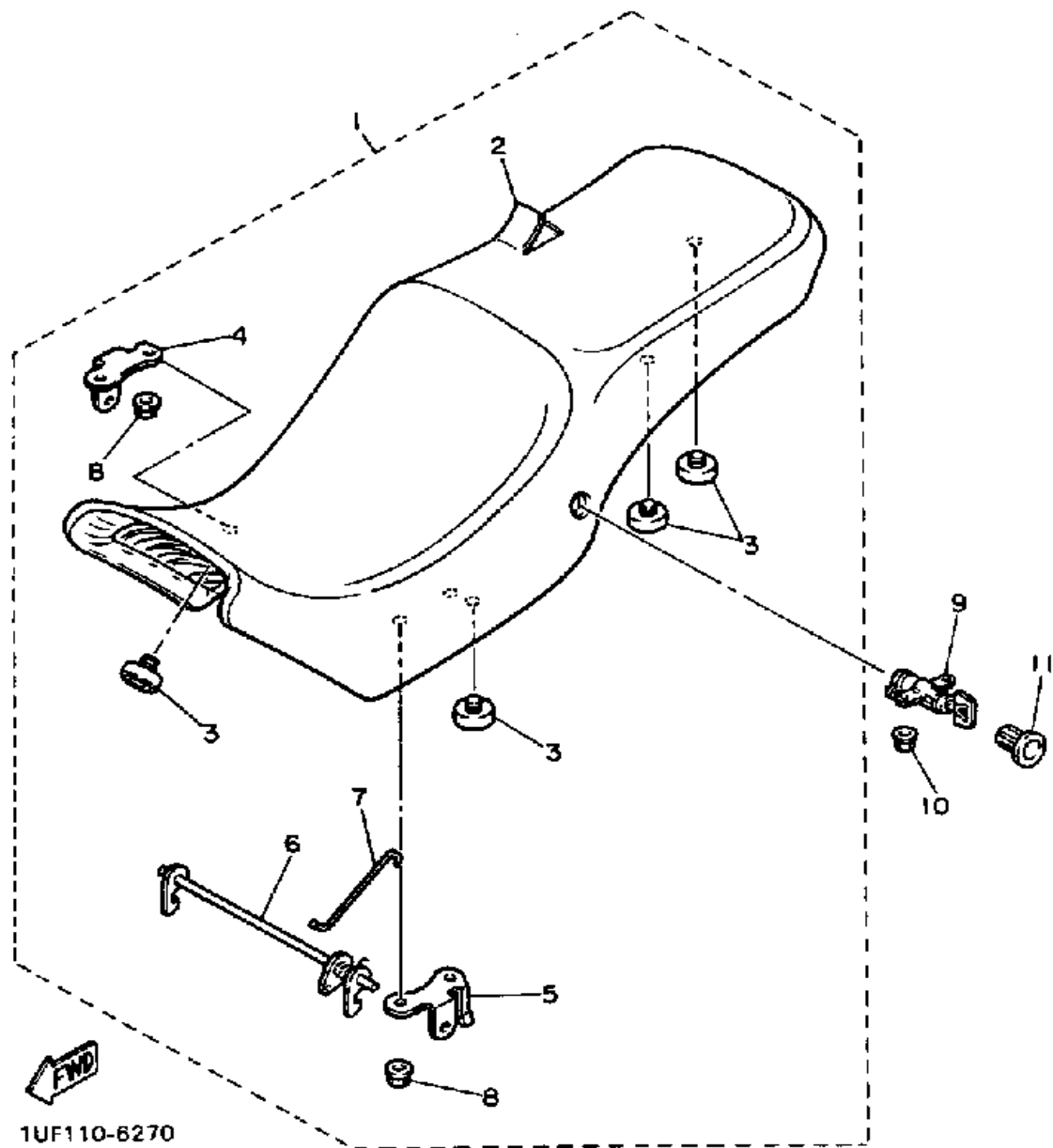
Ref. No.	Part Number	Description	Qty	Remarks
29	90110-05120-00	BOLT, HEX SKT HEAD	2	
30	91316-05020-00	BOLT, SOCKET HEAD	1	
31	1UF-2413H-00-00	FILLER, BOX	1	
32	1UF-2414A-00-00	COVER, FILLER	1	
33	1FK-24376-00-00	PIPE, JOINT 1	1	
34	90445-09124-00	HOSE	1	
35	90467-08021-00	CLIP	1	
36	90467-09006-00	CLIP	1	
37	(1UH-2413J-00-00)	TUBE, DRAIN 2	1	
38	(1UH-24321-00-00)	PIPE 0	1	
39	90467-09006-00	CLIP	2	
40	25H-24180-00-00	ROLL OVER VALVE ASSEMBLY	1	
41	90461-15100-00	CLAMP	1	
42	98516-05012-00	SCREW, PAN HEAD 4CG	1	
43	92906-05600-00	WASHER, PLATE	1	
44	(1UH-24322-00-00)	PIPE 1	1	
45	90467-09006-00	CLIP	2	
46	(1UH-24323-00-00)	PIPE 2	1	
47	90467-11102-00	CLIP, SCISSOR	1	
48	(1UH-24324-00-00)	PIPE 3	1	
49	90467-09006-00	CLIP	2	
50	(1UH-24170-00-00)	CANISTER	1	
51	91316-06016-00	BOLT, SOCKET HEAD	2	
52	90201-063J2-00	WASHER, PLATE	2	
53	90387-060G7-00	COLLAR	2	
54	90480-12529-00	GROMMET	2	
55	(42H-2419A-00-00)	HOLDER	1	
56	1HX-24491-00-00	BRACKET, fuel pump	1	

CONTINUED ON NEXT FRAME ➤

FUEL TANK (CALIFORNIA MODEL ONLY)



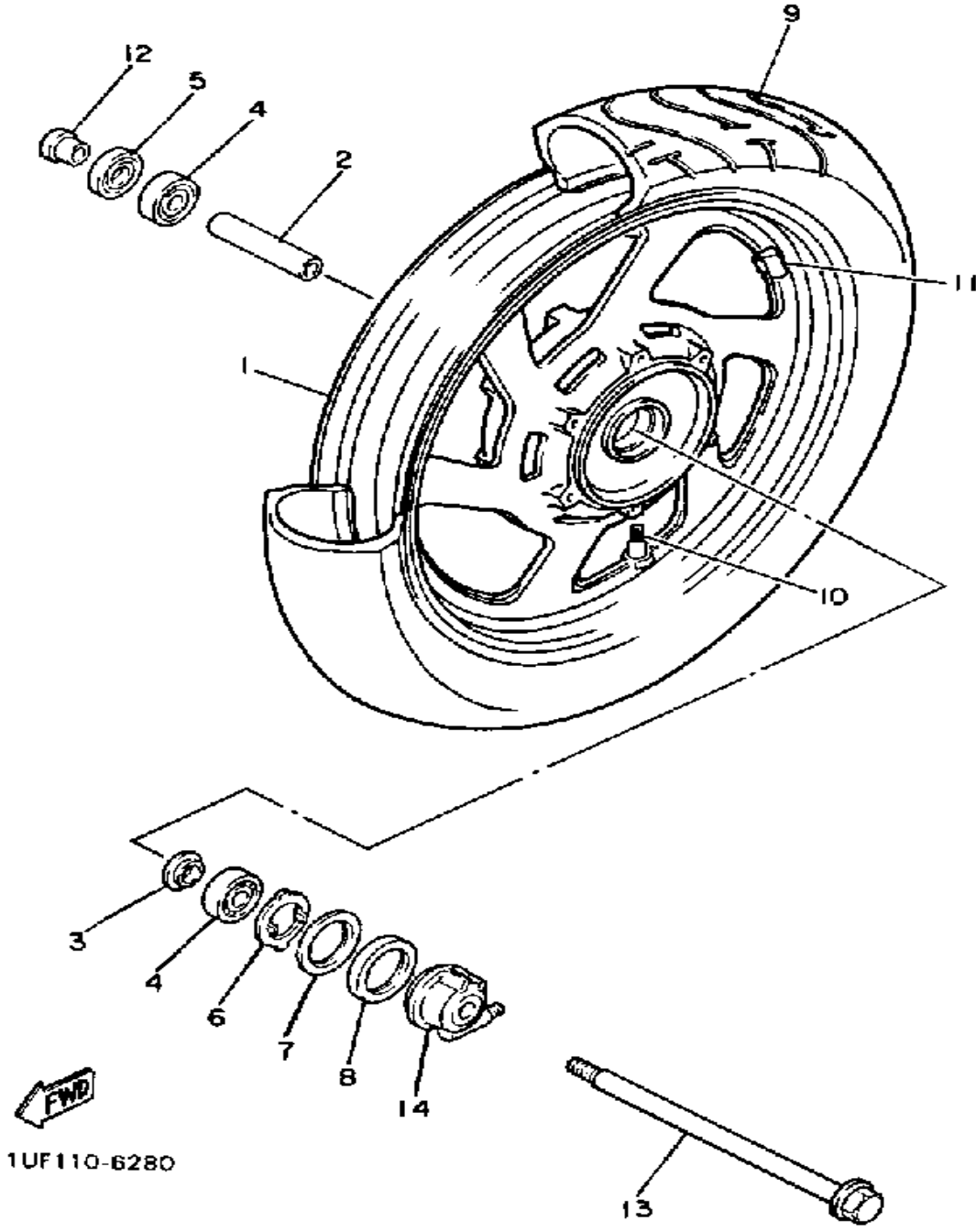
Ref. No.	Part Number	Description	Qty	Remarks
57	90387-061N0-00	COLLAR .....	2	
58	95816-06016-00	BOLT, FLANGE .....	2	
59	90480-13163-00	GROMMET .....	2	
60	98586-05016-00	SCREW, PAN HEAD .....	1	
61	1UF-13907-00-00	FUEL PUMP COMP. ....	1	
62	(4W8-82311-00-00)	BAND, COIL FITTING .....	1	
63	(90501-081E6-00)	SPRING, COMPRESSION .....	1	
64	(90445-125E4-00)	HOSE .....	1	
65	90460-12256-00	CLAMP, HOSE .....	2	
66	1UF-21746-00-00	DAMPER .....	1	
67	1UF-21747-00-00	DAMPER .....	1	



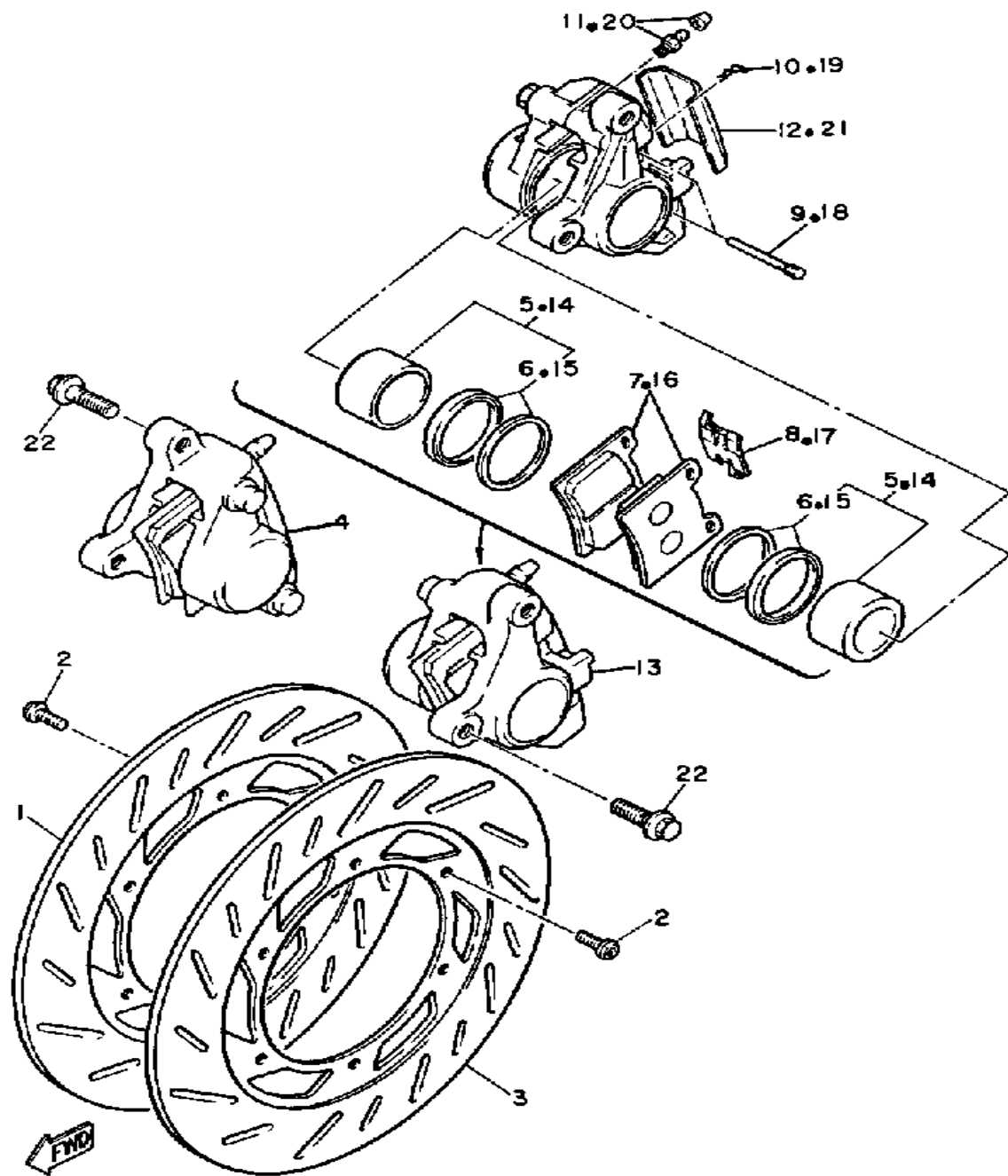
# SEAT

Ref. No.	Part Number	Description	Qty	Remarks
1	1UF-24730-00-00	DOUBLE SEAT ASSEMBLY ...	1	
2	1UF-24731-00-00	. COVER, DOUBLE SEAT .....	1	
3	22W-24741-00-00	. PAD, SEAT .....	7	
4	47X-24718-01-00	. BRACKET, SEAT .....	1	
5	47X-24728-01-00	. BRACKET, SEAT .....	1	
6	1UF-24776-00-00	. LEVER, SEAT .....	1	
7	1UF-2478F-00-00	. ROD, CONNECTING .....	1	
8	95701-06500-00	. NUT, FLANGE .....	4	
9	51X-24705-00-00	SEAT LOCK ASSEMBLY .....	1	
10	95701-05500-00	NUT, FLANGE .....	2	
11	1AE-24796-00-00	COVER .....	1	

FRONT WHEEL



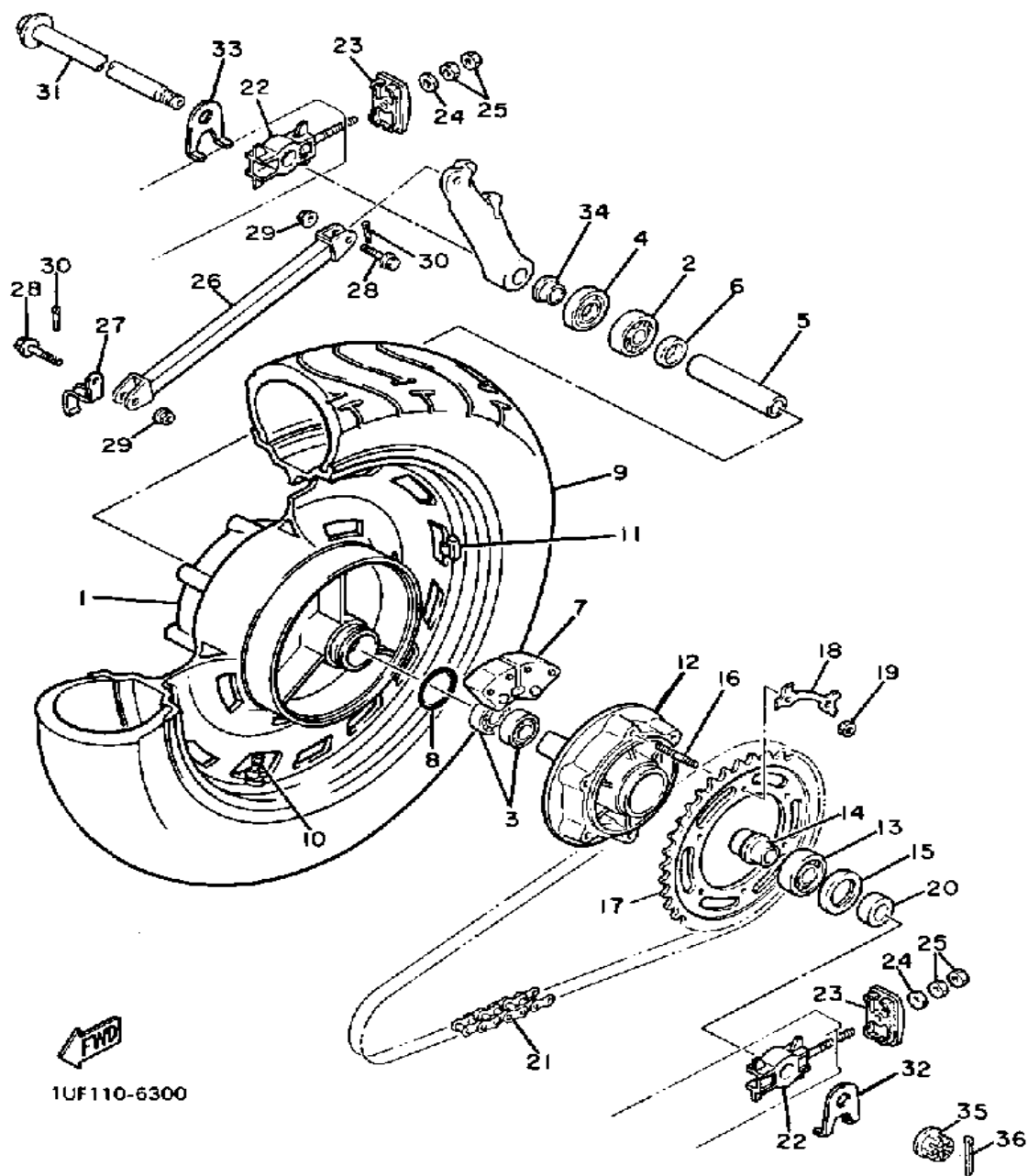
Ref. No.	Part Number	Description	Qty	Remarks
1	1UF-25168-00-35	WHEEL, CAST FRONT .....	1	SILVER
2	90560-15116-00	SPACER .....	1	
3	146-25115-00-00	FLANGE, SPACER 1 .....	1	
4	93306-30202-00	BEARING .....	2	
5	93102-22014-00	OIL SEAL .....	1	
6	341-25149-00-00	CLUTCH, METER .....	1	
7	341-25846-00-00	RETAINER, CLUTCH .....	1	
8	93105-45017-00	OIL SEAL .....	1	
9	94111-161J3-00	110/90V16 G527A BS .....	1	U.R. BRIDGESTONE
10	93900-00001-00	VALVE, RIM .....	1	U.R. BRIDGESTONE
	93900-00003-00	VALVE, RIM .....	1	U.R. DUNLOP
11	29L-25398-00-00	BALANCER, WHEEL (10G) ...	1	U.N.
	29L-25398-10-00	BALANCER, WHEEL (20G) ...	1	U.N.
	29L-25398-20-00	BALANCER, WHEEL (30G) ...	1	U.N.
12	90387-15550-00	COLLAR .....	1	
13	42X-25181-00-00	AXLE, WHEEL .....	1	
14	1UF-25190-00-00	GEAR UNIT ASSEMBLY .....	1	



1UF110-6290

## FRONT BRAKE - CALIPER

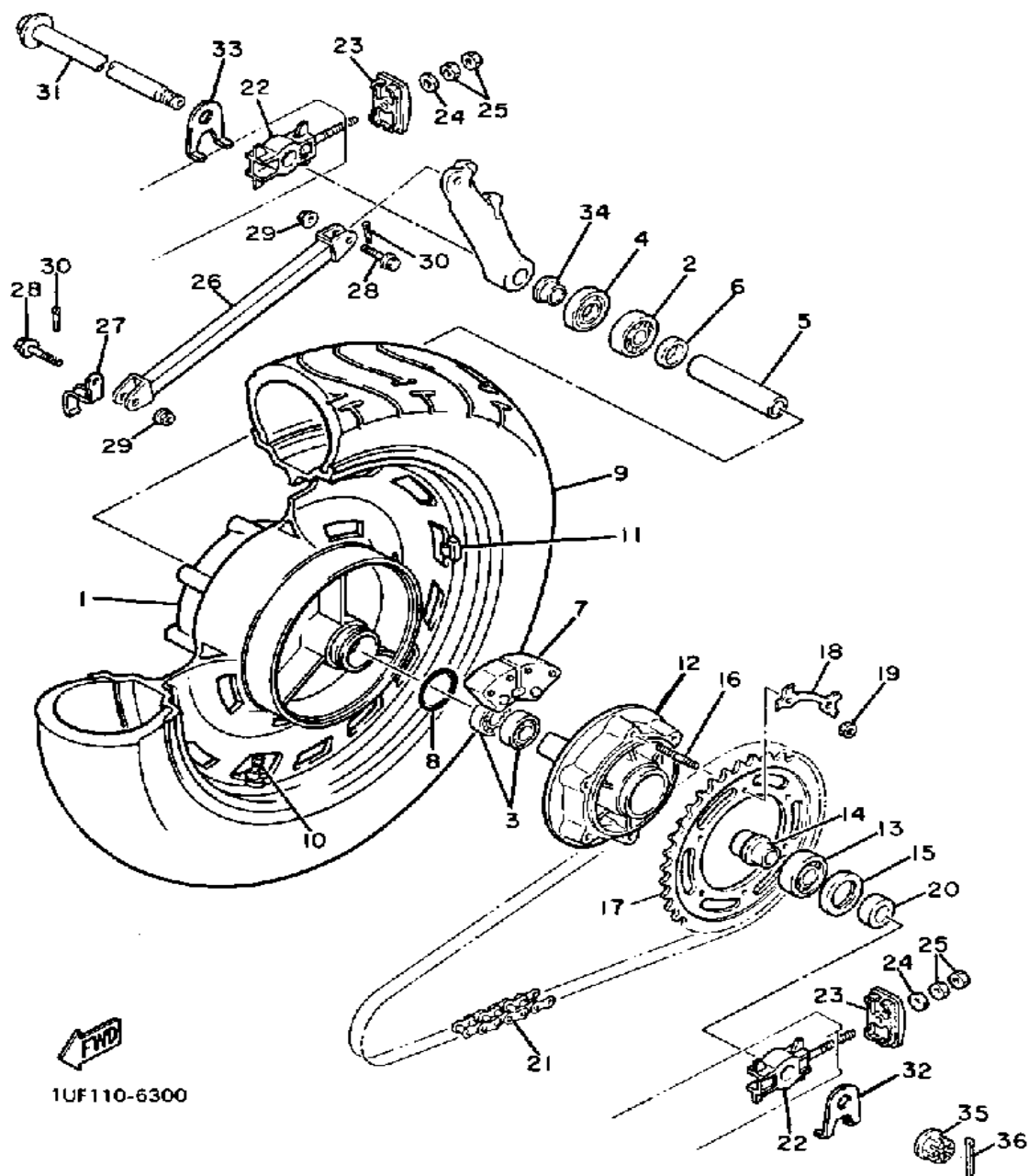
Ref. No.	Part Number	Description	Qty	Remarks
1	1UF-25831-00-00	DISC, BRAKE .....	1	
2	90109-085A4-00	BOLT .....	12	
3	1UF-25831-10-00	DISC, BRAKE .....	1	
4	1UF-25810-00-00	CALIPER ASSEMBLY .....	1	
5	31A-W0057-00-00	. PISTON ASSEMBLY, CALIPER	1	
6	31A-W0047-00-00	. . CALIPER SEAL KIT .....	1	
7	1UF-W0045-01-00	. BRAKE PAD KIT, FRNT .....	1	
8	1WG-25919-00-00	. SUPPORT, PAD .....	1	
9	3HE-25924-00-00	. PIN, PAD .....	2	
10	3HE-25925-00-00	. CLIP .....	2	
11	1J3-W0048-00-00	. BLEED SCREW KIT .....	1	
12	1UF-25836-00-00	. COVER, DUST .....	1	
13	1UF-25810-10-00	CALIPER ASSEMBLY .....	1	
14	31A-W0057-00-00	. PISTON ASSEMBLY, CALIPER	1	
15	31A-W0047-00-00	. . CALIPER SEAL KIT .....	1	
16	1UF-W0045-01-00	. BRAKE PAD KIT, FRNT .....	1	
17	1WG-25919-00-00	. SUPPORT, PAD .....	1	
18	3HE-25924-00-00	. PIN, PAD .....	2	
19	3HE-25925-00-00	. CLIP .....	2	
20	1J3-W0048-00-00	. BLEED SCREW KIT .....	1	
21	1UF-25836-00-00	. COVER, DUST .....	1	
22	90105-10638-00	BOLT, WASHER BASED .....	4	



## REAR WHEEL

Ref. No.	Part Number	Description	Qty	Remarks
1	1UF-25338-00-35	WHEEL, CAST REAR .....	1	SILVER
2	93306-30309-00	BEARING .....	1	
3	93306-20310-00	BEARING .....	2	
4	93102-25044-00	OIL SEAL .....	1	
5	90387-173M5-00	COLLAR .....	1	
6	146-25315-00-00	FLANGE, SPACER .....	1	
7	1UF-25364-00-00	DAMPER .....	3	
8	93210-48530-00	O-RING .....	1	
9	94114-151J6-00	140/90-V15 G528 BS .....	1	U.R. BRIDGESTONE
10	93900-00016-00	VALVE, RIM .....	1	U.R. BRIDGESTONE
11	29L-25398-00-00	BALANCER, WHEEL (10G) ...	1	U.N.
	29L-25398-10-00	BALANCER, WHEEL (20G) ...	1	U.N.
	29L-25398-20-00	BALANCER, WHEEL (30G) ...	1	U.N.
12	1UF-25366-00-00	CLUTCH, HUB .....	1	
13	93306-37203-00	BEARING .....	1	
14	90387-177K0-00	COLLAR .....	1	
15	93105-42024-00	OIL SEAL .....	1	
16	90116-10482-00	BOLT, STUD .....	6	
17	1AE-25444-21-00	SPROCKET, DRVN44T .....	1	YAMAHA BLK
18	1UF-25412-00-00	WASHER .....	3	
19	95701-10500-00	NUT, FLANGE (95702-10500) ..	6	
20	90387-177K1-00	COLLAR .....	1	
21	94580-79108-00	CHAIN (D.I.D 50VA 108L) .....	1	
22	1UF-25388-00-00	PULLER, CHAIN 1 .....	2	
23	1UF-22174-00-00	END 1 .....	2	
24	92901-08600-00	WASHER .....	2	
25	95333-08600-00	NUT .....	4	
26	1UF-25371-00-00	BAR, TENSION .....	1	
27	(1UF-25886-00-00)	HOLDER, BRAKE HOSE .....	1	

CONTINUED ON NEXT FRAME ►



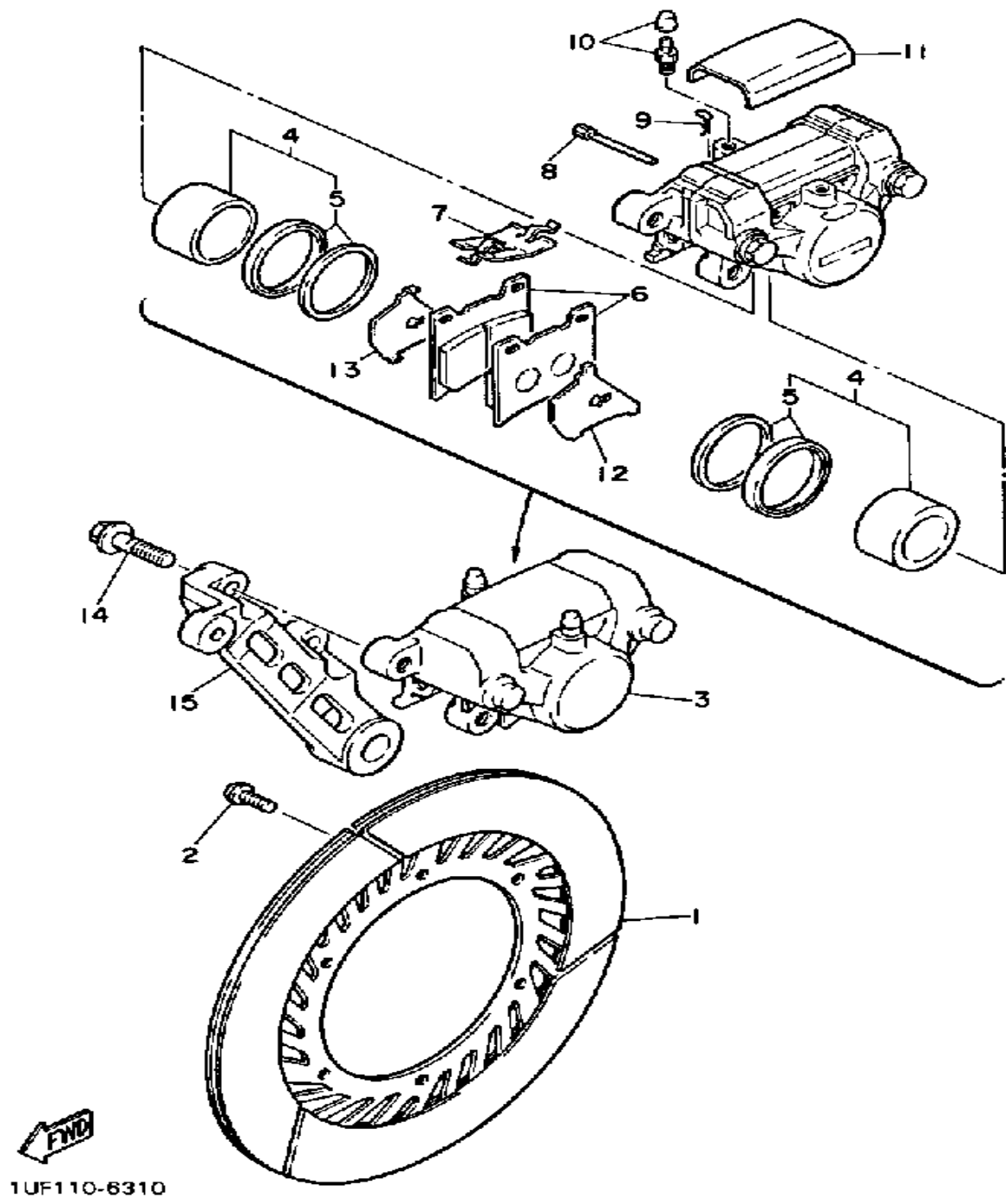
## REAR WHEEL

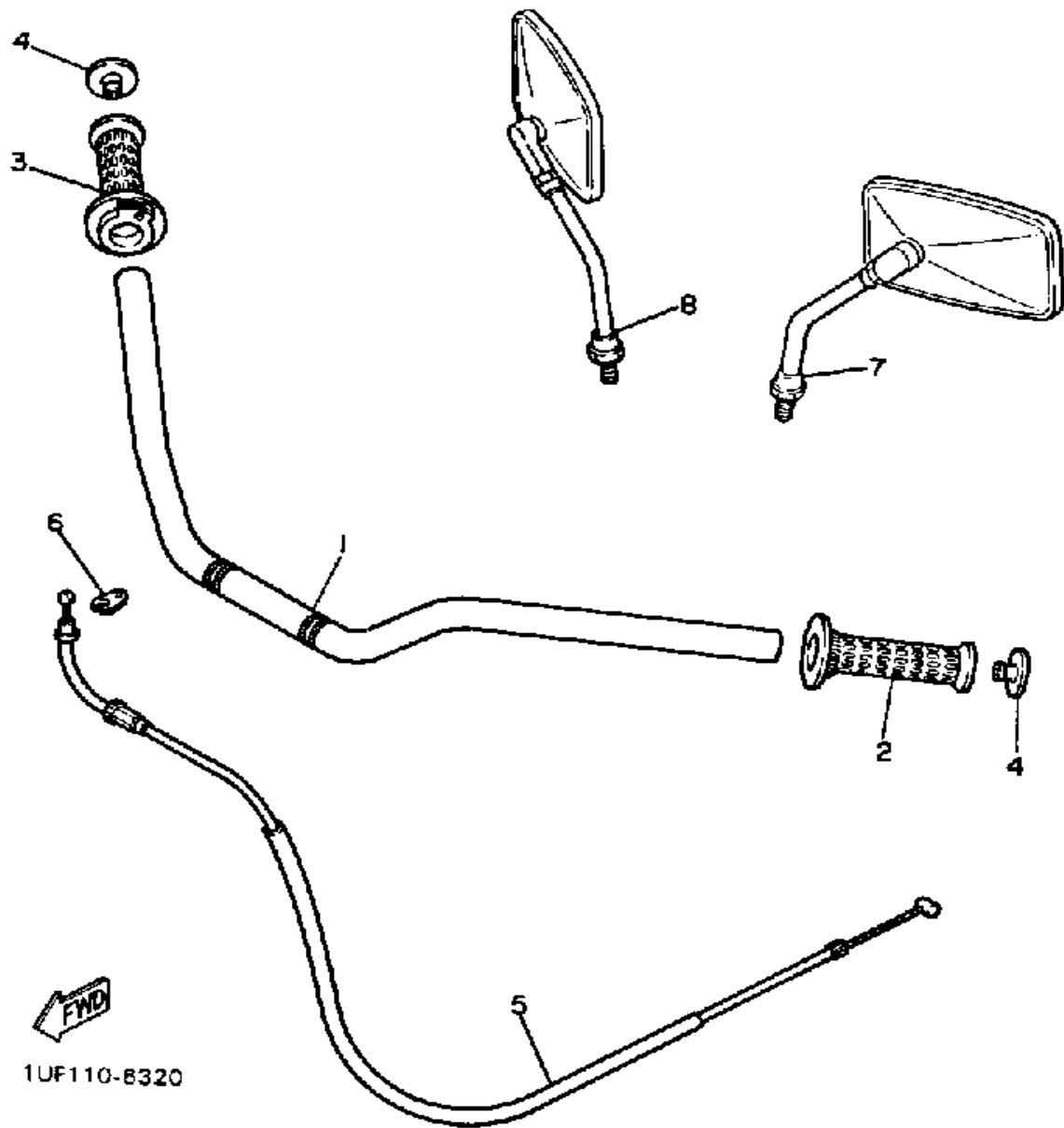
Ref. No.	Part Number	Description	Qty	Remarks
28	90105-08321-00	BOLT, WASHER BASED .....	2	
29	95701-08500-00	NUT, FLANGE .....	2	
30	91490-20020-00	PIN, COTTER .....	2	
31	1AE-25381-00-00	AXLE, WHEEL .....	1	
32	1UF-2533A-00-00	PLATE, INDICATOR .....	1	
33	1UF-2533E-00-00	NO LONGER AVAILABLE ....	1	
34	90387-177Y4-00	COLLAR .....	1	
35	90171-16024-00	NUT, CASTLE .....	1	
36	91401-30030-00	PIN, COTTER .....	1	



# REAR BRAKE CALIPER

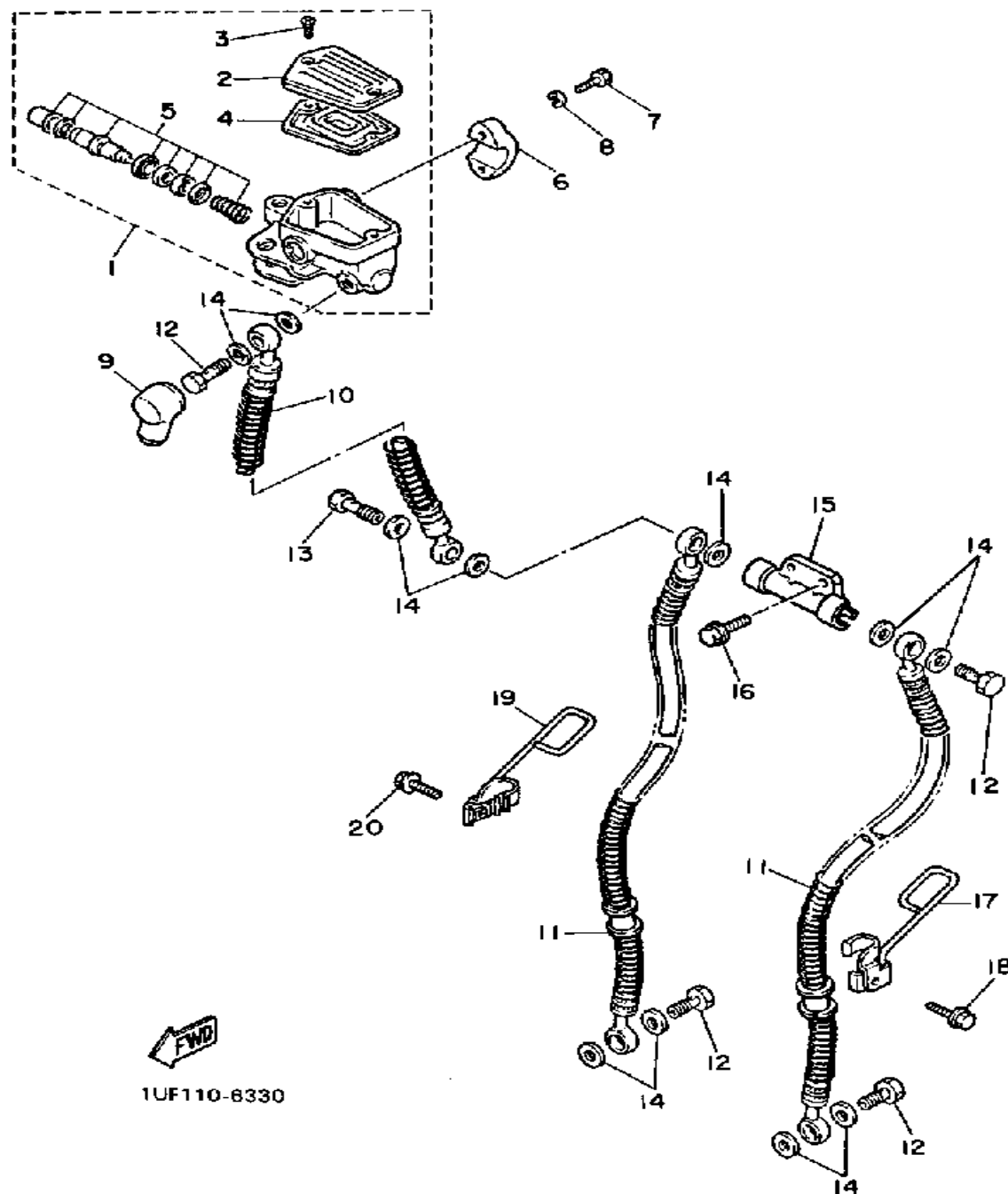
Ref. No.	Part Number	Description	Qty	Remarks
1	31A-25831-51-00	DISC, BRAKE .....	1	
2	90109-085A4-00	BOLT .....	6	
3	1UF-25810-51-00	CALIPER ASSEMBLY .....	1	
4	31A-W0057-00-00	. PISTON ASSEMBLY, CALIPER	1	
5	31A-W0047-00-00	. . CALIPER SEAL KIT .....	1	
6	1UF-W0045-01-00	. BRAKE PAD KIT, FRNT .....	1	
7	26H-25919-00-00	. SUPPORT, PAD .....	1	
8	3HE-25924-00-00	. PIN, PAD .....	2	
9	3HE-25925-00-00	. CLIP .....	2	
10	1J3-W0048-00-00	. BLEED SCREW KIT .....	1	
11	1UF-25836-50-00	. COVER, DUST .....	1	
12	1FK-25827-00-00	. SHIM, CALIPER .....	1	
13	1FK-25828-00-00	. SHIM, CALIPER .....	1	
14	90105-10638-00	BOLT, WASHER BASED .....	2	
15	1UF-25819-00-00	BRACKET, CALIPER .....	1	





## HANDLEBAR - CABLE

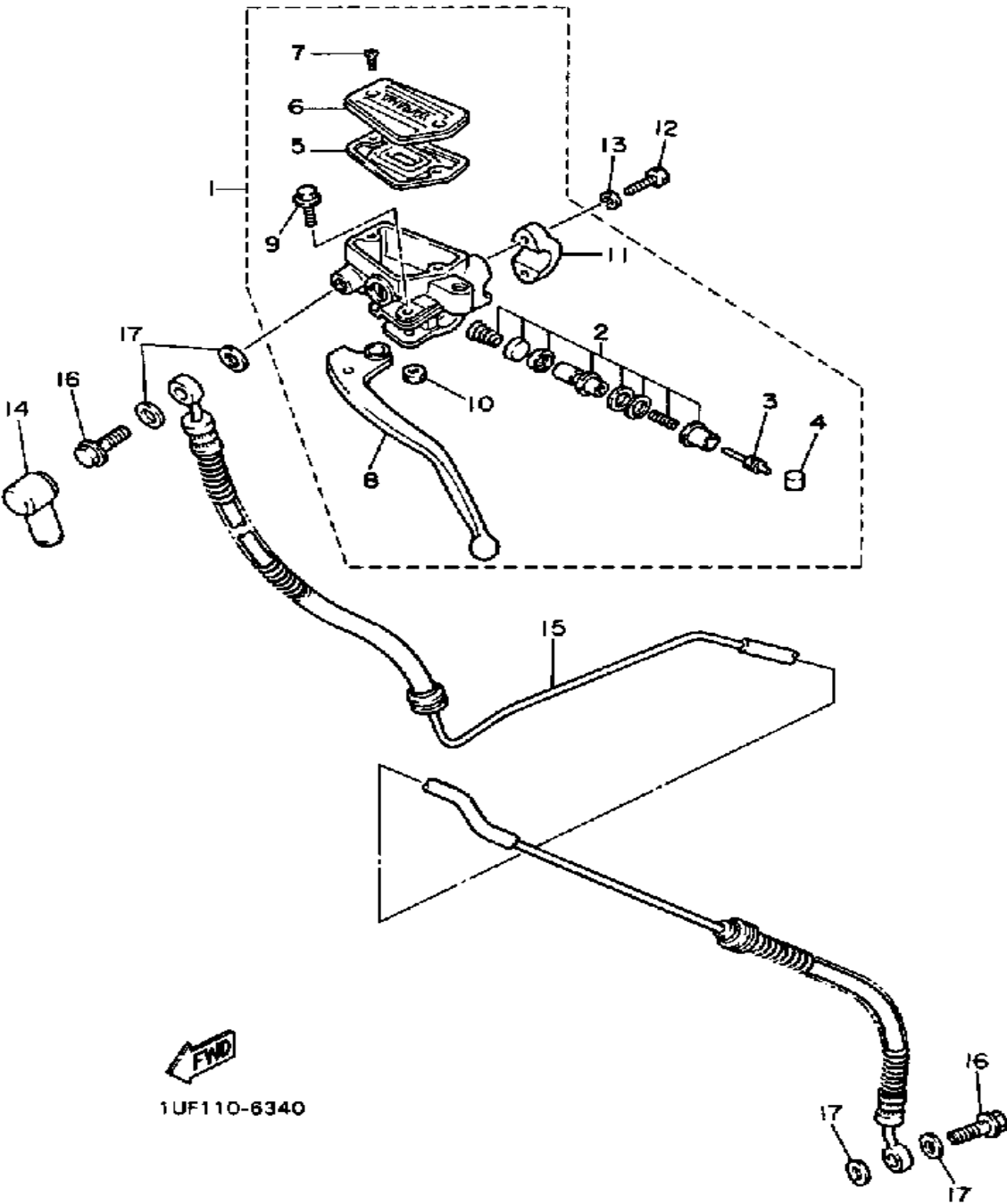
Ref. No.	Part Number	Description	Qty	Remarks
1	1UF-W2611-00-00	HANDLEBAR .....	1	
2	42X-26241-00-00	GRIP LH .....	1	
3	42X-26240-00-00	GRIP ASSEMBLY .....	1	
4	26H-2628J-00-00	CAP, grip .....	2	
5	1UF-26311-00-00	CABLE, THROTTLE 1 .....	1	
6	5H0-26393-00-00	HOLDER .....	1	
7	4H7-26290-10-00	BACK MIRROR ASSEMBLY (LEFT) .....	1	
8	4H7-26290-00-00	BACK MIRROR ASSEMBLY (RIGHT) .....	1	



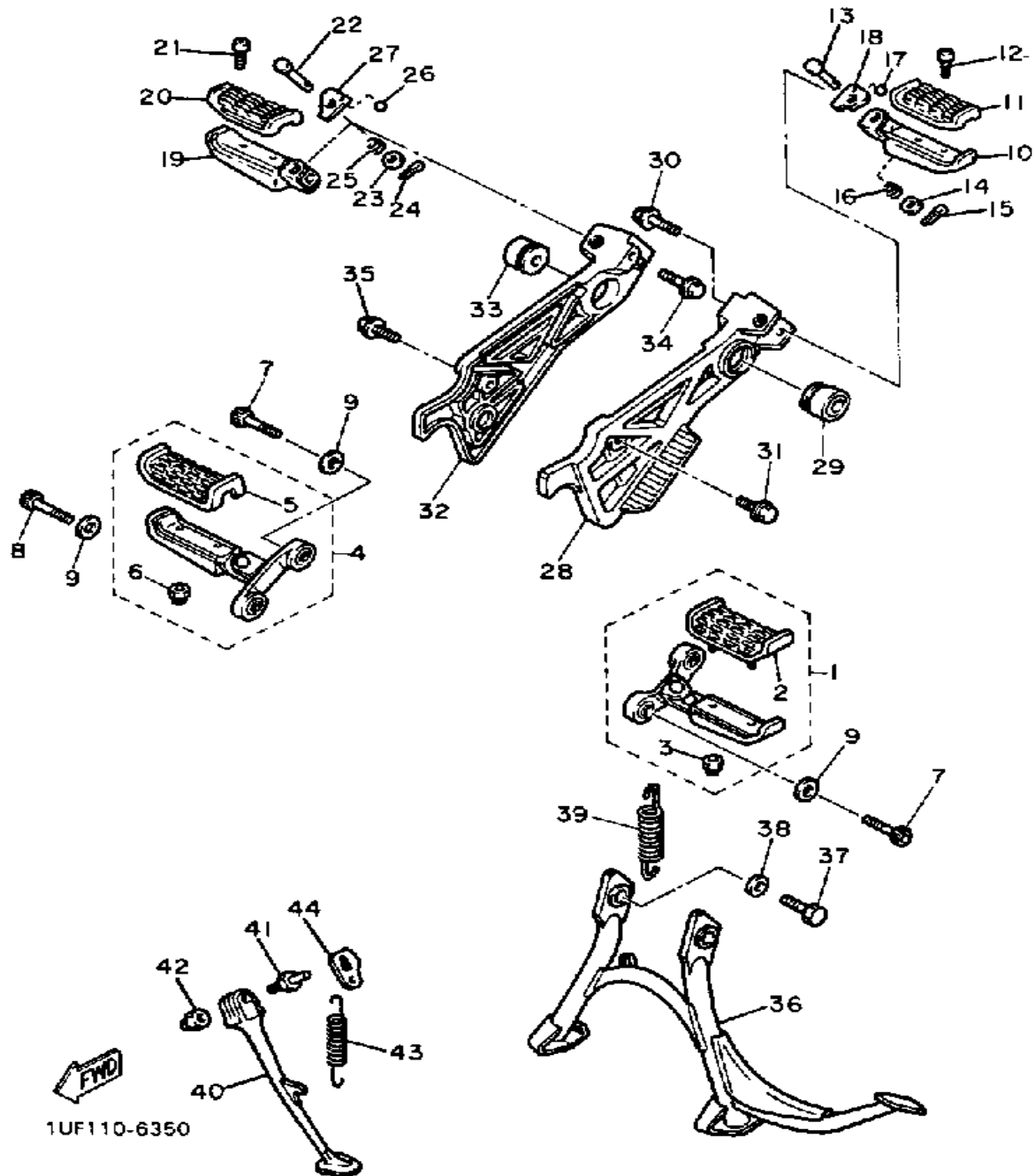
# FRONT MASTER CYLINDER 1

Ref. No.	Part Number	Description	Qty	Remarks
1	36Y-25850-01-00	MASTER CYLINDER ASSEMBLY .....	1	
2	36Y-25852-01-00	. CAP, RESERVOIR .....	1	
3	98706-04012-00	. SCREW, FLAT HEAD .....	2	
4	36Y-25854-00-00	. DIAPHRAGM, RESERVOIR ..	1	
5	36Y-W0041-00-00	. CYLINDER KIT, MASTER ....	1	
6	36Y-25867-00-00	BRACKET, MASTER CYLINDER	1	
7	91316-06025-00	BOLT .....	2	
8	92906-06100-00	WASHER, SPRING .....	2	
9	4L0-25862-00-00	BOOT, MASTER CYLINDER ...	1	
10	1UF-25872-01-00	HOSE, BRAKE 1 .....	1	
11	1UF-25873-01-00	HOSE, BRAKE 2 .....	2	
12	90401-10034-00	BOLT, UNION .....	4	
13	90401-10044-00	BOLT, UNION .....	1	
14	90201-10118-00	WASHER, PLATE .....	11	
15	(1UF-25885-00-00)	JOINT .....	1	
16	95023-06020-00	BOLT, FLANGE .....	2	
17	55R-25875-00-00	HOLDER, BRAKE HOSE 1 ....	1	
18	90105-06707-00	BOLT (95023-06016-00) .....	1	
19	55R-25876-00-00	HOLDER, BRAKE HOSE 2 ....	1	
20	90105-06707-00	BOLT (95023-06016-00) .....	1	

# FRONT MASTER CYLINDER 2



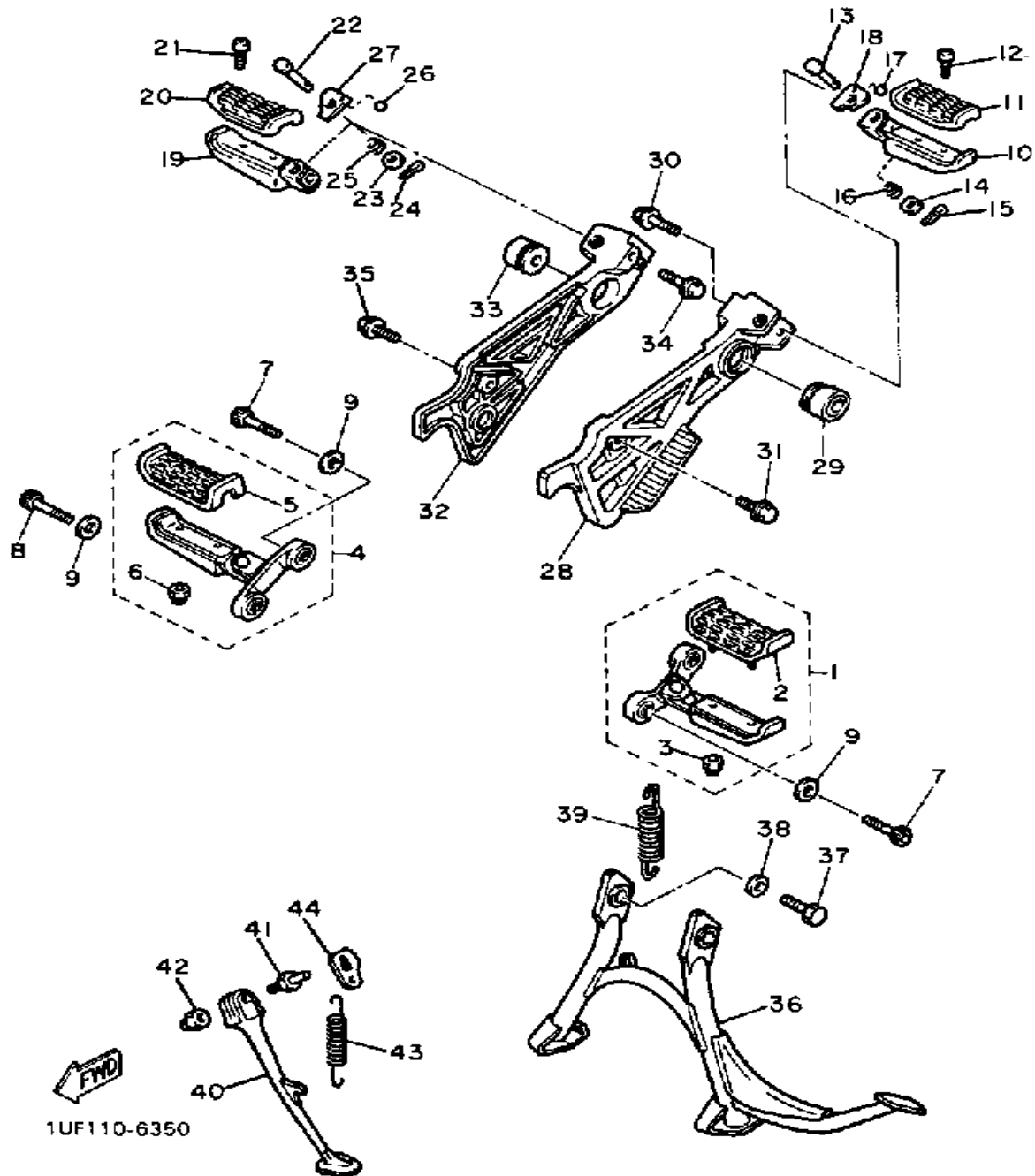
Ref. No.	Part Number	Description	Qty	Remarks
1	3BV-26450-10-00	MASTER CYLINDER ASSEMBLY (CLUTCH) .....	1	
2	2KW-W0099-00-00	. CYLINDER KIT, MASTER (CLUTCH) .....	1	
3	26H-26464-00-00	. ROD, PUSH .....	1	
4	3GM-26455-00-00	. BUSH .....	1	
5	1AE-26454-00-00	. DIAPHRAGM, RESERVOIR ..	1	
6	1FK-26452-01-00	. CAP, RESERVOIR .....	1	
7	98706-04012-00	. SCREW, FLAT HEAD .....	2	
8	1AE-83912-00-00	. LEVER L .....	1	
9	90109-067A0-00	. BOLT .....	1	
10	95616-06100-00	. NUT, U .....	1	
11	1AE-26467-00-00	. HOLDER .....	1	
12	91316-06025-00	BOLT .....	2	
13	92906-06100-00	WASHER, SPRING .....	2	
14	4L0-25862-00-00	BOOT, MASTER CYLINDER ...	1	
15	1UF-26470-00-00	HOSE, CLUTCH .....	1	
16	90401-10034-00	BOLT, UNION .....	2	
17	90201-10118-00	WASHER, PLATE .....	4	



## STAND - FOOTREST

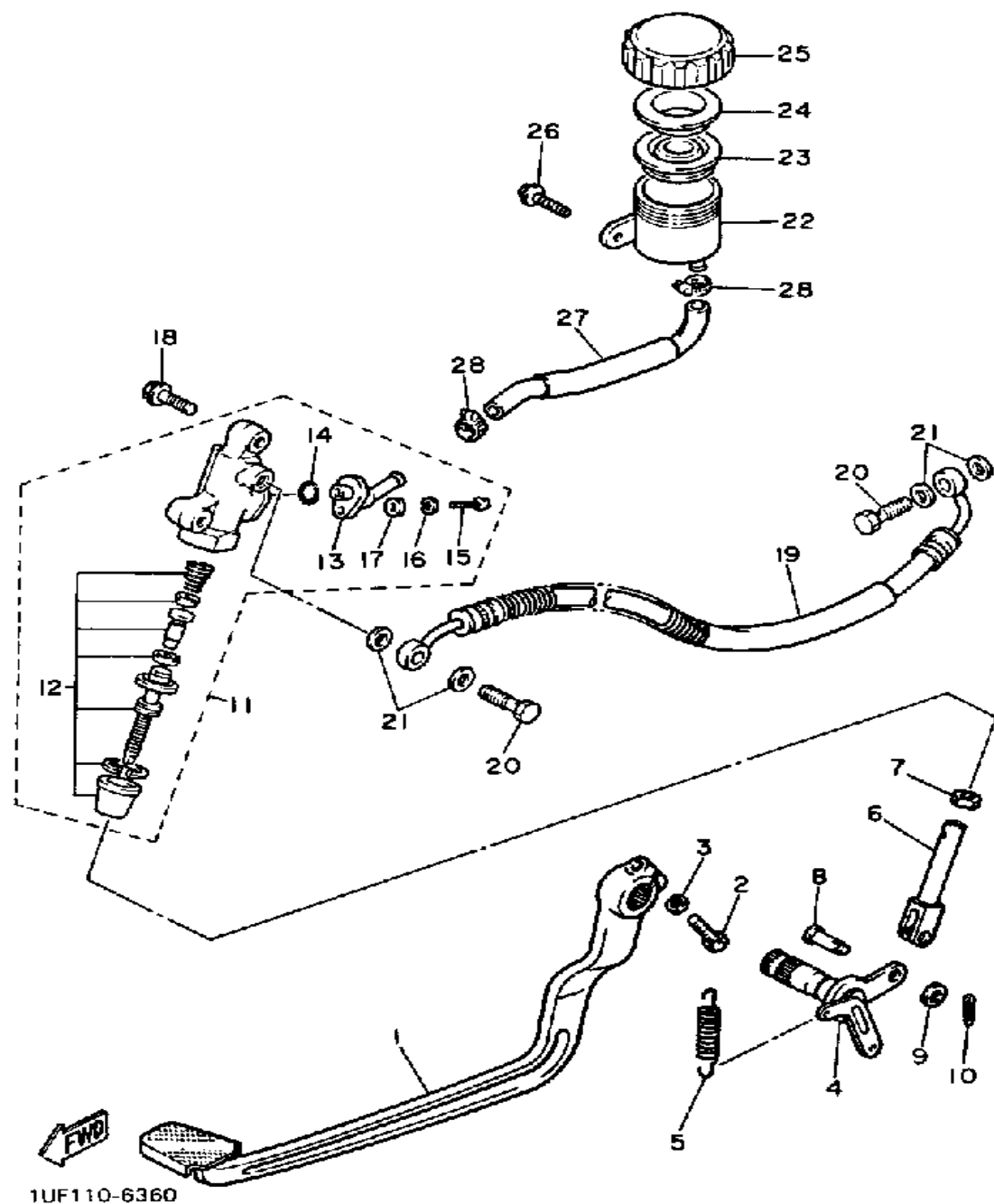
Ref. No.	Part Number	Description	Qty	Remarks
1	1UF-27410-00-00	FRT FOOTREST ASSEMBLY L	1	
2	22N-27413-00-00	. COVER, FOOTREST .....	1	
3	95601-06100-00	. NUT, U .....	2	
4	1UF-27420-00-00	FRT FOOTREST ASSEMBLY R	1	
5	22N-27413-00-00	. COVER, FOOTREST .....	1	
6	95601-06100-00	. NUT, U .....	2	
7	90110-08122-00	BOLT, HEX SKT HEAD .....	3	
8	90110-08123-00	BOLT, HEX SKT HEAD .....	1	
9	90209-08295-00	WASHER .....	4	
10	29L-27431-00-00	FOOTREST, REAR 1 .....	1	
11	22N-27433-00-00	COVER, RR FOOTREST .....	1	
12	98506-05010-00	SCREW, PAN HEAD .....	2	
13	91701-06042-00	PIN, CLEVIS .....	1	
14	92990-06200-00	WASHER .....	1	
15	91490-20020-00	PIN, COTTER .....	1	
16	90501-16761-00	SPRING, COMPRESSION .....	1	
17	93501-04011-00	BALL .....	1	
18	33M-27437-00-00	WASHER, SPECIAL .....	1	
19	29L-27441-00-00	FOOTREST, REAR 2 .....	1	
20	22N-27433-00-00	COVER, RR FOOTREST .....	1	
21	98506-05010-00	SCREW, PAN HEAD .....	2	
22	91701-06042-00	PIN, CLEVIS .....	1	
23	92990-06200-00	WASHER .....	1	
24	91490-20020-00	PIN, COTTER .....	1	
25	90501-16761-00	SPRING, COMPRESSION .....	1	
26	93501-04011-00	BALL .....	1	
27	33M-27437-00-00	WASHER, SPECIAL .....	1	
28	1UF-27442-00-38	BRACKET 2 .....	1	CLEAR BUFF
29	1UF-14737-00-00	DAMPER, MUFFLER .....	1	

CONTINUED ON NEXT FRAME ►



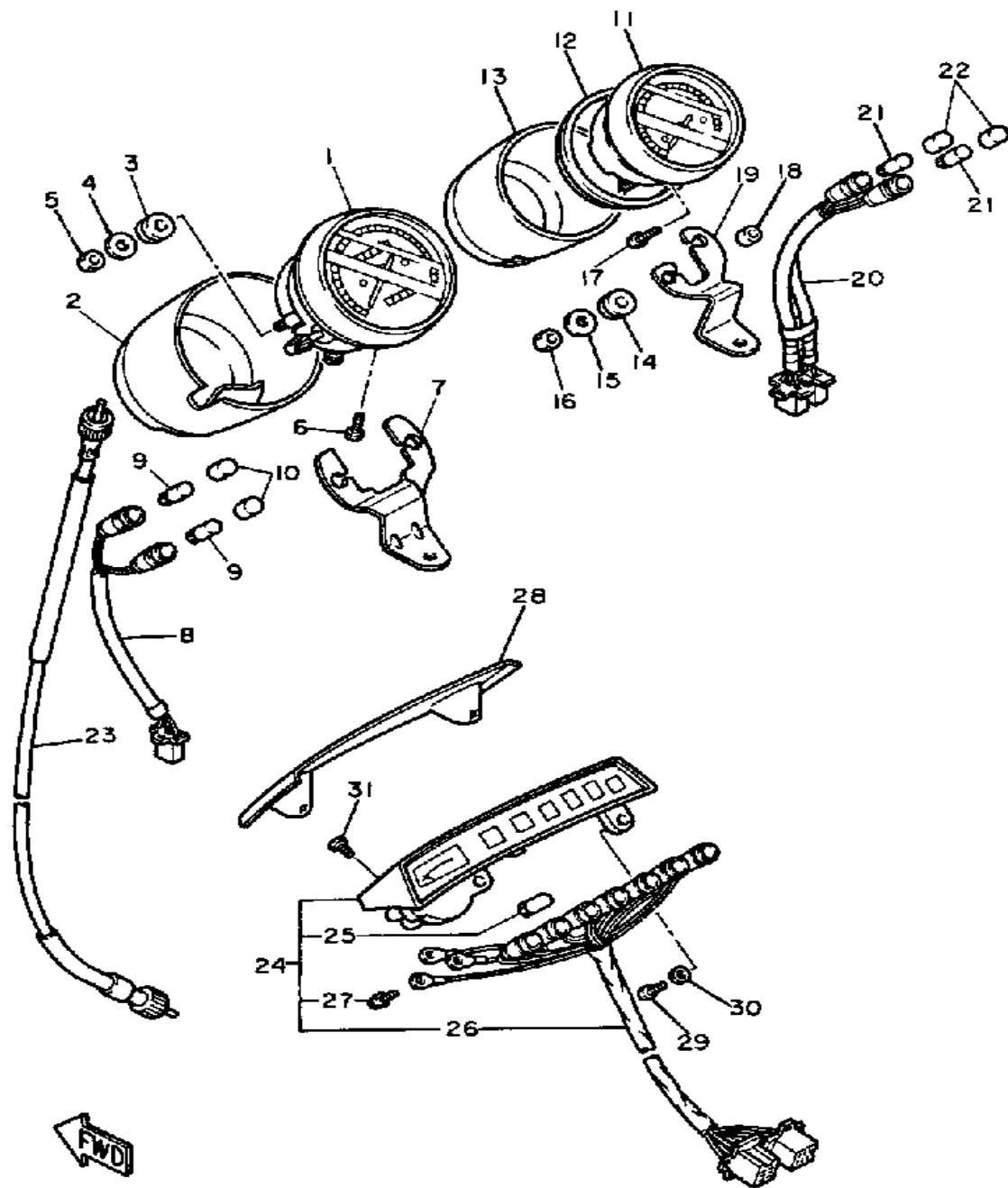
## STAND - FOOTREST

Ref. No.	Part Number	Description	Qty	Remarks
30	95023-08025-00	BOLT .....	1	
31	91002-10020-00	BOLT, FLANGE .....	1	
32	1UF-27443-00-38	BRACKET 3 .....	1	CLEAR BUFF
33	1UF-14737-00-00	DAMPER, MUFFLER .....	1	
34	95023-08025-00	BOLT .....	1	
35	91002-10020-00	BOLT, FLANGE .....	1	
36	1UF-27111-00-00	STAND, MAIN .....	1	
37	97011-10016-00	BOLT, HEXAGON .....	2	
38	90201-10752-00	WASHER, PLATE .....	2	
39	90506-35149-00	SPRING, TENSION .....	1	
40	1UF-27311-00-R4	STAND, SIDE .....	1	BLACK
41	90109-10590-00	BOLT .....	1	
42	90185-10120-00	NUT, SELF-LOCKING .....	1	
43	90506-29266-00	SPRING, TENSION .....	1	
44	2KT-27315-00-00	LINK, SIDE STAND .....	1	



# REAR MASTER CYLINDER

Ref. No.	Part Number	Description	Qty	Remarks
1	1UF-27211-00-00	PEDAL, BRAKE .....	1	
2	90109-06468-00	BOLT .....	1	
3	92995-06100-00	WASHER, SPRING .....	1	
4	1UF-27212-00-00	SHAFT, BRAKE PEDAL .....	1	
5	90506-20193-00	SPRING, TENSION .....	1	
6	(1UF-27222-00-00)	JOINT .....	1	
7	95303-08700-00	NUT .....	1	
8	90240-08013-00	PIN, CLEVIS .....	1	
9	90201-08083-00	WASHER, PLATE .....	1	
10	91490-20020-00	PIN, COTTER .....	1	
11	1UF-25850-50-00	MSTR CYLINDER ASSEMBLY .	1	
12	1UF-W0042-50-00	. CYLINDER KIT, MASTER ....	1	
13	(47X-2582A-50-00)	CONNECTOR .....	1	
14	93210-15620-00	. O-RING .....	1	
15	98511-04012-00	. SCREW, PAN HEAD .....	1	
16	92906-04100-00	. WASHER, SPRING .....	1	
17	92901-04600-00	. WASHER, PLATE .....	1	
18	95026-08020-00	BOLT, FLANGE .....	2	
19	1UF-25872-51-00	HOSE, BRAKE 1 .....	1	
20	90401-10034-00	BOLT, UNION .....	2	
21	90201-10118-00	WASHER, PLATE .....	4	
22	31A-25894-01-00	TANK, RESERVOIR .....	1	
23	360-25854-00-00	DIAPHRAGM, RESERVOIR ...	1	
24	2GU-25855-00-00	BUSH, DIAPHRAGM .....	1	
25	2KF-25852-50-00	CAP, RESERVOIR .....	1	
26	90159-06056-00	SCREW, WITH WASHER .....	1	
27	(1UF-25895-00-00)	HOSE, RESERVOIR .....	1	
28	90467-14057-00	CLIP .....	2	



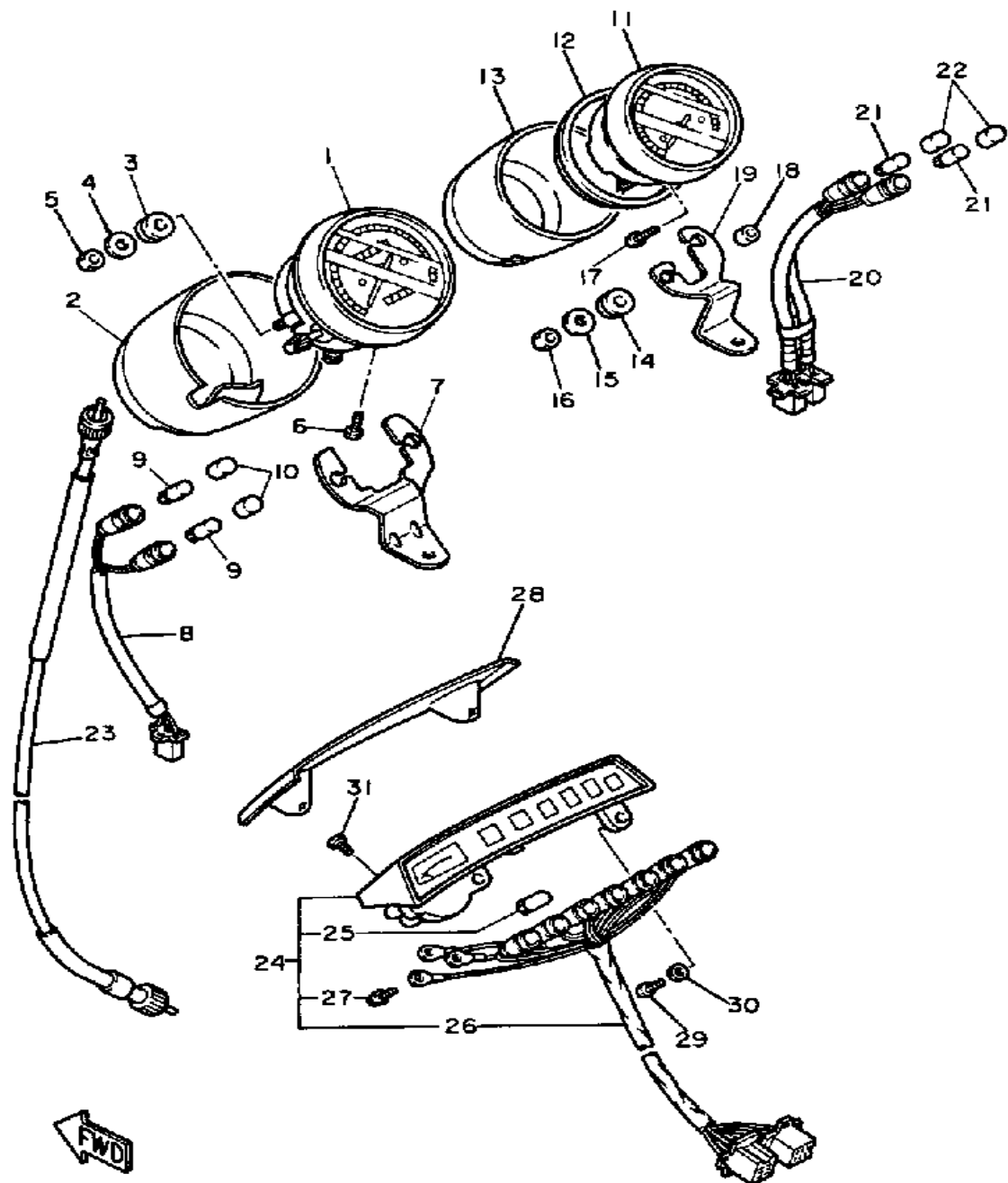
1UF110-6410

## METER

Ref. No.	Part Number	Description	Qty	Remarks
1	2JE-8351A-G0-00	SPEEDOMETER ASSEMBLY ..	1	
2	1FK-83507-00-00	COVER, SPEEDOMETER .....	1	
3	1FG-83523-00-00	DAMPER .....	2	
4	90201-05031-00	WASHER, PLATE .....	2	
5	95380-05600-00	NUT .....	2	
6	90164-04009-00	SCREW, TAPPING .....	1	
7	1UF-83519-00-00	BRACKET, METER .....	1	
8	1UJ-83509-00-00	SOCKET CORD ASSEMBLY ..	1	
9	42X-83517-00-00	BULB (12V-3W) .....	2	
10	1FK-83535-00-00	TUBE .....	2	
11	1UF-8354A-00-00	TACHOMETER ASSEMBLY ...	1	
12	1UF-83541-00-00	DAMPER .....	1	
13	1UF-83508-00-00	COVER, TACHOMETER .....	1	
14	1FG-83523-00-00	DAMPER .....	2	
15	90201-05031-00	WASHER, PLATE .....	2	
16	95380-05600-00	NUT .....	2	
17	90164-04009-00	SCREW, TAPPING .....	1	
18	29L-83523-00-00	DAMPER .....	2	
19	1UF-83545-00-00	BRACKET, TACHOMETER ....	1	
20	1UF-83586-00-00	SOCKET ASSEMBLY .....	1	
21	42X-83517-00-00	BULB (12V-3W) .....	2	
22	1FK-83535-00-00	TUBE .....	2	
23	4G0-83550-00-00	SPEEDOMETER CABLE (1K7-83550-00) .....	1	
24	1UF-83530-00-00	PILOT LIGHT ASSEMBLY (1UF-83530-00-6G) .....	1	NW YAMAHA BLK
25	42X-83517-00-00	. BULB (12V-3W) .....	7	
26	1UF-83520-00-00	. SOCKET CORD ASSEMBLY .	1	
27	90159-03102-00	. SCREW, WITH WASHER ....	3	

CONTINUED ON NEXT FRAME ►



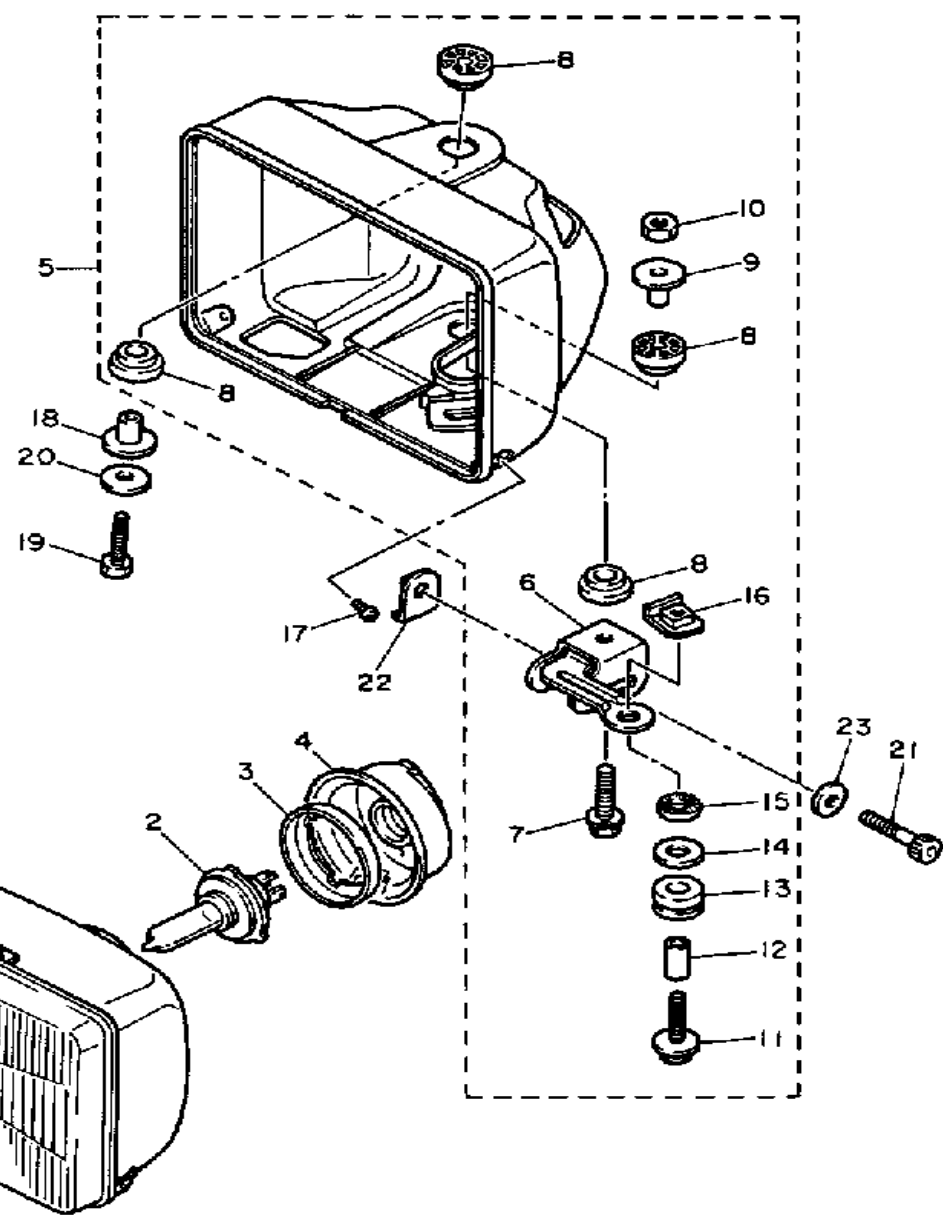


1UF110-6410

## METER

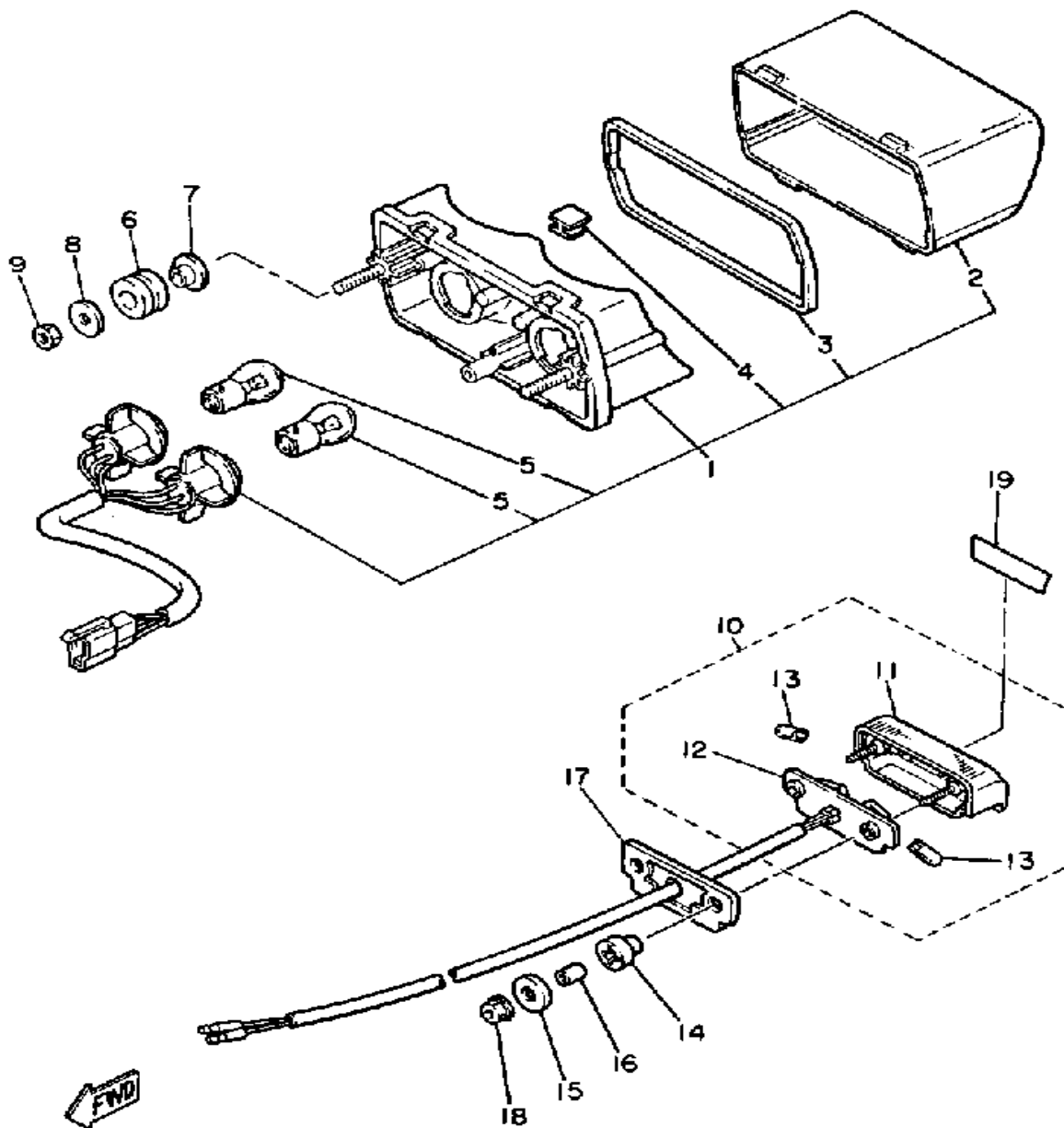
Ref. No.	Part Number	Description	Qty	Remarks
28	1UF-83559-00-00	COVER, METER (1UF-83559-00-6G) .....	1	NW YAMAHA BLK
29	(97902-05120-00)	SCREW .....	2	
30	92901-05600-00	WASHER, PLATE .....	2	
31	98903-05010-00	SCREW, BIND .....	1	

# HEADLIGHT



1UF110-8420

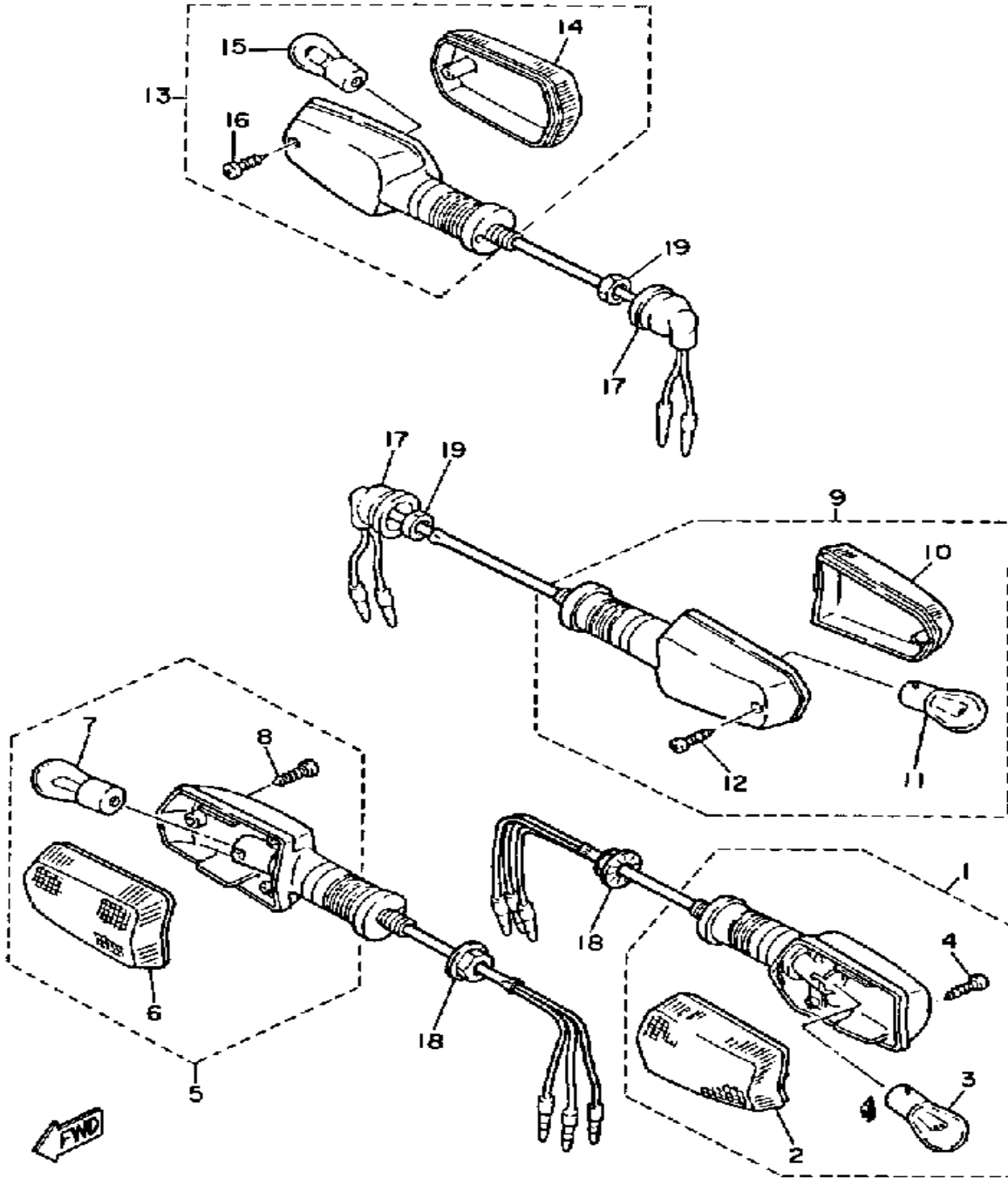
Ref. No.	Part Number	Description	Qty	Remarks
1	1UF-84320-00-00	LENS ASSEMBLY .....	1	
2	5V2-84314-00-XX	BULB, HL 12V60/55W (2F9-84314-00) .....	1	LM
3	2F9-84375-00-00	SETTING PLATE, BULB .....	1	
4	2F9-84375-00-00	SETTING PLATE, BULB .....	1	
5	1UF-84330-01-00	BODY ASSEMBLY .....	1	
6	1UF-84319-00-00	. STAY, HEADLIGHT 2 .....	1	
7	1UF-84337-00-00	. BOLT, SPECIAL .....	1	
8	1UF-84366-00-00	. DAMPER, HEADLIGHT 1 ....	4	
9	1UF-84338-00-00	. COLLAR, BODY FTNG .....	1	
10	95333-08600-00	. NUT .....	1	
11	1UF-84137-00-00	. BOLT, SPECIAL .....	1	
12	1UF-84307-00-00	. COLLAR .....	1	
13	1UF-84345-00-00	. DAMPER, HEADLIGHT .....	1	
14	(1UF-84344-00-00)	WASHER, PLAIN .....	1	
15	92901-08400-00	. WASHER, EX.TOOTH .....	1	
16	1UF-84316-00-00	. NUT, BODY FITTING .....	1	
17	90157-05084-00	SCREW, PAN HEAD .....	2	
18	1UF-84338-00-00	COLLAR, BODY FTNG .....	1	
19	98022-08035-00	BOLT (3AK) .....	1	
20	90201-08795-00	WASHER, PLATE .....	1	
21	91316-08045-00	BOLT, SOCKET HEAD .....	1	
22	1UF-84327-00-00	WASHER, SPECIAL .....	1	
23	92906-08200-00	WASHER .....	1	



1UF110-6430

## TAILLIGHT

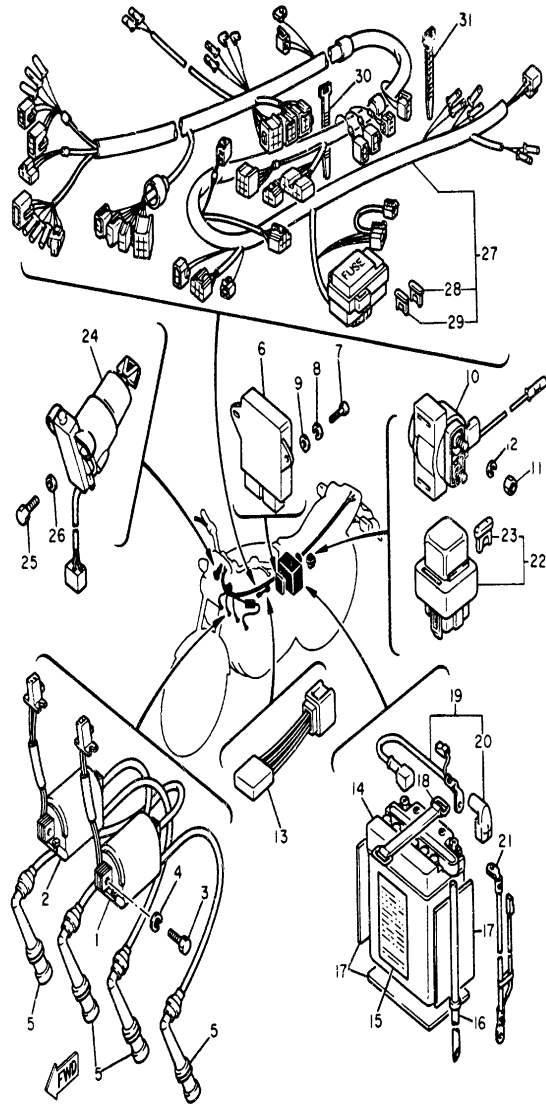
Ref. No.	Part Number	Description	Qty	Remarks
1	1UF-84710-A0-00	TAILLIGHT UNIT ASSEMBLY ..	1	
2	1FN-84721-E0-00	. LENS, TAILLIGHT .....	1	
3	47X-84723-00-00	. GASKET, TAIL LENS .....	1	
4	1A2-84718-40-00	. GROMMET .....	1	
5	256-84714-61-00	. BULB (12V-27/8W) .....	2	
6	90480-18276-00	GROMMET .....	2	
7	90387-061R8-00	COLLAR .....	2	
8	90201-06697-00	WASHER, PLATE .....	2	
9	95380-06600-00	NUT .....	2	
10	1UF-84745-A0-00	LICENSE LITE ASSEMBLY ...	1	
	1UJ-84745-A0-00	LICENSE LITE ASSEMBLY ...	1	
11	2AX-84749-00-00	. BODY, LICENSE LIGHT .....	1	
	3F9-84749-00-00	. BODY, LICENCE LIGHT .....	1	
12	(3G1-84741-00-00)	BASE, LICENSE LIGHT .....	1	
	1UF-84741-00-00	. BASE, LICENSE LIGHT .....	1	
13	3F9-84744-00-XX	. BULB, METER 12V3.8W .....	2	
14	3F9-84553-00-00	DAMPER .....	2	
15	3F9-84754-00-00	WASHER, SPECIAL .....	2	
16	3F9-84757-00-00	COLLAR, LCNSE BRKT .....	2	
17	3F9-84742-00-00	SEAT, BASE .....	1	
18	95701-05500-00	NUT, FLANGE .....	2	
19	31J-24786-00-00	EMBLEM .....	1	



1UF110-6400

## TURN SIGNAL

Ref. No.	Part Number	Description	Qty	Remarks
1	1UF-83310-00-00	FRONT FLASHER LIGHT ASSEMBLY 1	1	
2	51L-83332-01-00	. LENS, FLASHER	1	
3	256-84714-61-00	. BULB (12V-27/8W)	1	
4	97706-40620-00	. SCREW, TAPPING	1	
5	1UF-83320-00-00	FRONT FLASHER LIGHT ASSEMBLY 2	1	
6	51L-83342-01-00	. LENS, FLASHER 2	1	
7	256-84714-61-00	. BULB (12V-27/8W)	1	
8	97706-40620-00	. SCREW, TAPPING	1	
9	1UF-83330-00-00	REAR FLASHER LIGHT ASSEMBLY 1	1	
10	51L-83342-01-00	. LENS, FLASHER 2	1	
11	256-83311-70-XX	. BULB, TS 12V27W	1	
12	97706-40620-00	. SCREW, TAPPING	1	
13	1UF-83340-00-00	FLASHER LIGHT ASSEMBLY 2	1	
14	51L-83332-01-00	. LENS, FLASHER	1	
15	256-83311-70-XX	. BULB, TS 12V27W	1	
16	97706-40620-00	. SCREW, TAPPING	1	
17	18G-83365-00-00	CAP	2	
18	95706-12500-00	NUT, FLANGE	2	
19	95306-12600-00	NUT	2	



1UF110-6450

FZX700S FZX700SC

CHARGING SYSTEM	
AC Generator	
Battery Model / Specific Gravity / Charge Rate	YB14L-1280 / 1.4A
Maximum Output	12V 25A @ 5000 rpm
Field Coil (Rotor) $\Omega$	4.0 $\Omega \pm 5\%$
Stator Coil Color Code / $\Omega$	e / 0.20 $\pm 5\%$
Charge Coil Color Code / $\Omega$	e / e
IGNITION SYSTEM	
Transistor Controlled	
Ignition Timing	40° @ 1000 rpm Full Adv. 41.5° @ 6000 rpm
Spark Plug Type	DP6EA-9 or X246RUP
Spark Plug Gap / Torque / Cap $\Omega$	0.8 ~ 0.9mm / 1.75 m-tq (12.7 N-tq) / 10K $\Omega \pm 25\%$
Ignition Coil 1, 1' Gap / Primary $\Omega$ / Secondary $\Omega$	6mm / 2.7 $\Omega \pm 10\%$ / 9.5K $\Omega \pm 20\%$
Pulse Coil or Pickup Coil Color Code / $\Omega$	Org/Blk, Org/Grn / 150 $\Omega \pm 10\%$
Source Coil Color Code / $\Omega$	e

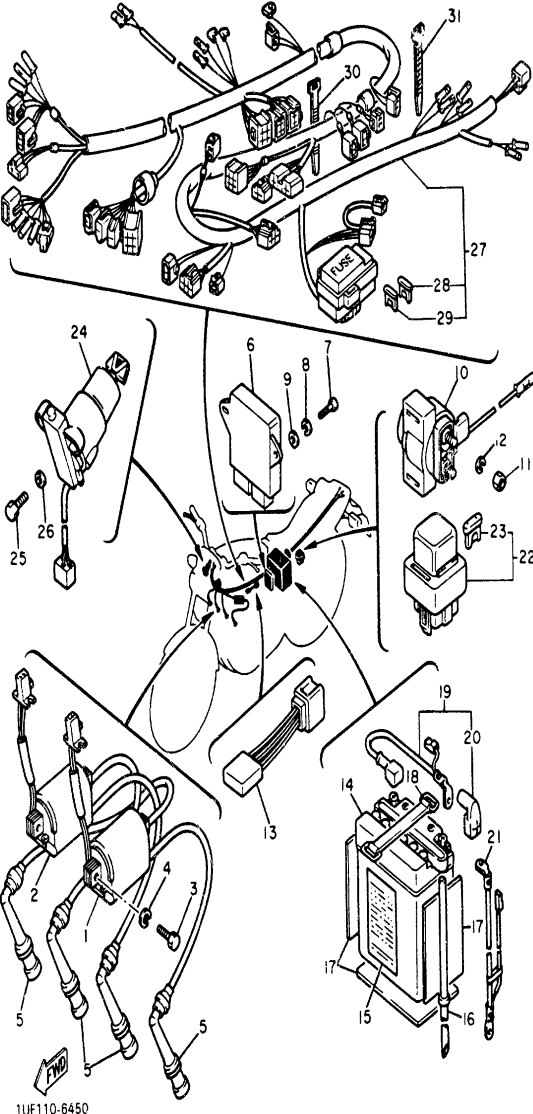
FZX700T FZX700TC

CHARGING SYSTEM	
AC Generator	
Battery Model / Specific Gravity / Charge Rate	YB14L-A2 / 1.280 / 1.4A
Maximum Output	12V 25A @ 5000 rpm
Field Coil (Rotor) $\Omega$	4.0 $\Omega \pm 5\%$
Stator Coil Color Code / $\Omega$	e / 0.20 $\pm 5\%$
Charge Coil Color Code / $\Omega$	e / e
IGNITION SYSTEM	
Transistor Controlled	
Ignition Timing (BTDC)	40° @ 1000 rpm Full Adv. 41.5° @ 6000 rpm
Spark Plug Type	DP6EA-9 or X246RUP
Spark Plug Gap / Torque / Cap $\Omega$	0.8 ~ 0.9mm / 1.75 m-tq (12.7 N-tq) / 10K $\Omega \pm 25\%$
Ignition Coil 1, 1' Gap / Primary $\Omega$ / Secondary $\Omega$	6mm / 2.7 $\Omega \pm 10\%$ / 9.5K $\Omega \pm 20\%$
Pulse Coil or Pickup Coil Color Code / $\Omega$	O ~ B / O ~ Grn / 150 $\Omega \pm 10\%$

# ELECTRICAL 1

Ref. No.	Part Number	Description	Qty	Remarks
1	1UF-82310-10-00	IGNITION COIL ASSEMBLY ...	1	
2	1UF-82320-10-00	IGNITION COIL ASSEMBLY ...	1	
3	97023-06020-00	BOLT (3XF) .....	4	
4	92995-06100-00	WASHER, SPRING .....	4	
5	2KT-82370-00-00	PLUG CAP ASSEMBLY .....	4	
6	1UF-82305-10-00	IGNITOR UNIT ASSEMBLY 1 ..	1	
7	(97806-06016-00)	SCREW, PAN HEAD .....	2	
8	92906-06100-00	WASHER, SPRING .....	2	
9	92906-06600-00	WASHER .....	2	
10	36Y-81940-00-00	STARTER RELAY ASSEMBLY .	1	
11	95380-06700-00	NUT .....	2	
12	92995-06100-00	WASHER, SPRING .....	2	
13	4U8-81980-M0-00	DIODE ASSEMBLY .....	1	FOR SIDE STAND SAFETY DEVICE
14	BTY-YB14L-A2-00	BATTERY ASSEMBLY (YB14L-A2) .....	1	
15	118-82141-09-00	LABEL, BATTERY .....	1	
16	90445-083A4-00	HOSE .....	1	
17	5G3-82121-00-00	SEAT, BATTERY .....	3	
18	2T4-82131-00-00	BAND, BATTERY .....	1	
19	1TX-82115-00-00	WIRE, PLUS LEAD .....	1	
20	4X7-82119-00-00	. COVER, LEAD WIRE .....	1	
21	1UF-82116-00-00	WIRE, MINUS LEAD .....	1	
22	1AE-82150-00-00	FUSE HOLDER ASSEMBLY ...	1	
23	1AE-82151-00-00	. FUSE (30A-BL) .....	2	
24	1UF-82501-10-00	MAIN SWCH STRG LCK .....	1	
25	97313-06016-00	BOLT, HEXAGON .....	2	
26	92990-06600-00	WASHER, PLATE .....	2	
27	1UF-82590-00-00	WIRE HARNESS ASSEMBLY ..	1	

CONTINUED ON NEXT FRAME ➤



FZ700S FZ700SC

CHARGING SYSTEM	
AC Generator	
Battery Model / Specific Gravity / Charge Rate	Y84L 1.280 1.4A
Maximum Output	12V 25A @ 5000 rpm
Field Coil (Rotor) $\Omega$	4.0 $\Omega \pm 5\%$
Stator Coil Color Code / $\Omega$	e 0.20 $\pm 5\%$
Charge Coil Color Code / $\Omega$	e / e

IGNITION SYSTEM	
Transistor Controlled	
Ignition Timing	40° @ 1000 rpm Full Adv. 41.5° @ 6000 rpm
Spark Plug Type	DP6EA-9 or X246RUP
Spark Plug Gap - Torque - Cap $\Omega$	0.8 ~ 0.9mm-1.75 m-tq (12.7 N-bt) 10K $\Omega \pm 25\%$
Ignition Coil 1 $\omega$ - Gap - Primary $\Omega$ / Secondary $\Omega$	6mm / 2.7 $\Omega \pm 10\%$ 9.5K $\Omega \pm 20\%$
Pulse Coil or Pickup Coil Color Code / $\Omega$	Org/Blk, Org/Gry / 150 $\Omega \pm 10\%$
Source Coil Color Code / $\Omega$	e

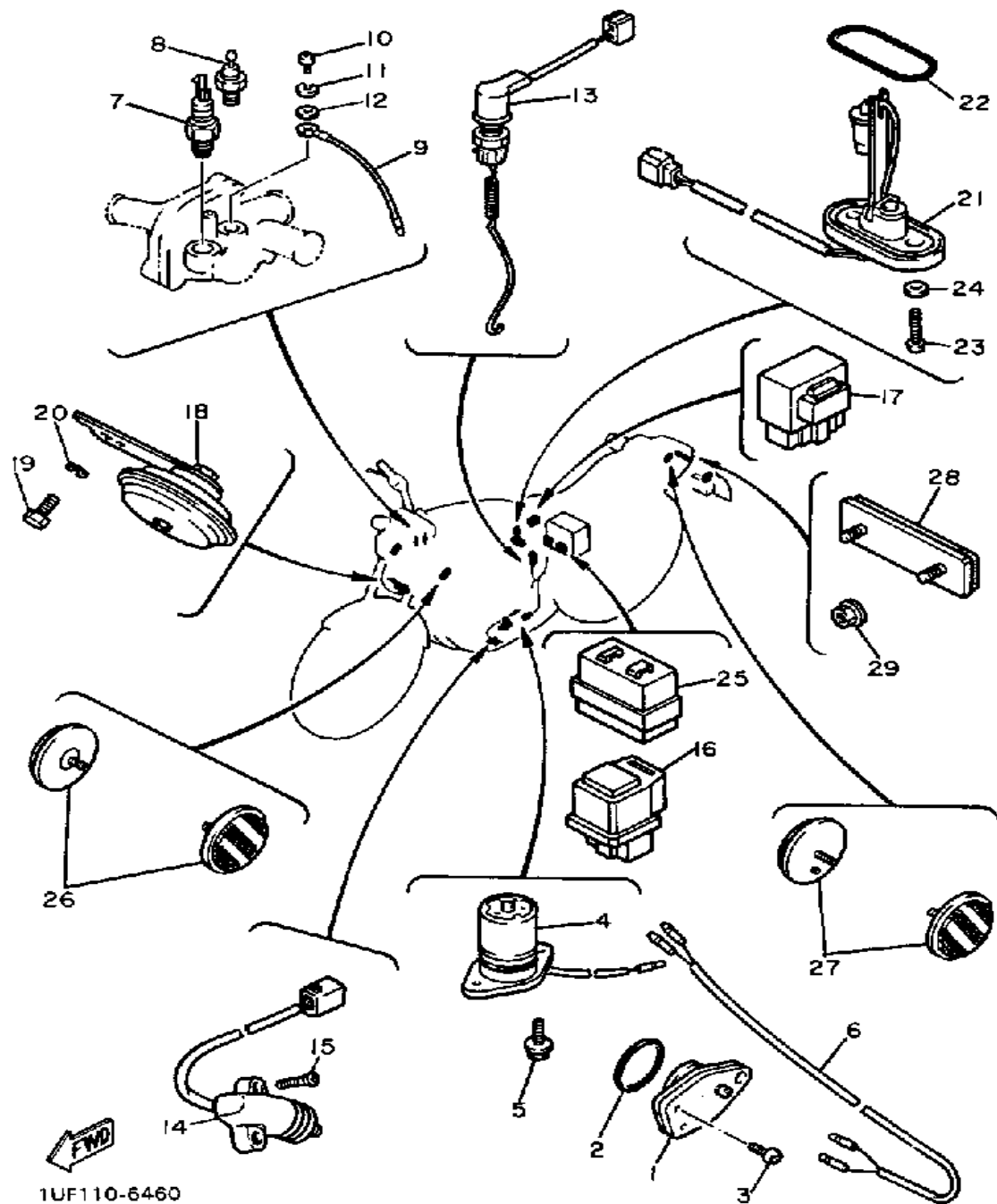
FZ700T FZ700TC

CHARGING SYSTEM	
AC Generator	
Battery Model / Specific Gravity / Charge Rate	Y84L A2 1.280 1.4A
Maximum Output	12V 25A @ 5000 rpm
Field Coil (Rotor) $\Omega$	4.0 $\Omega \pm 5\%$
Stator Coil Color Code / $\Omega$	e 0.20 $\pm 5\%$
Charge Coil Color Code / $\Omega$	e / e

IGNITION SYSTEM	
Transistor Controlled	
Ignition Timing (BTDC)	40° @ 1000 rpm Full Adv. 41.5° @ 6000 rpm
Spark Plug Type	DP6EA-9 or X246RUP
Spark Plug Gap - Torque - Cap $\Omega$	0.8 ~ 0.9mm-1.75 m-tq (12.7 N-bt) 10K $\Omega \pm 25\%$
Ignition Coil 1 $\omega$ - Gap - Primary $\Omega$ / Secondary $\Omega$	6mm / 2.7 $\Omega \pm 10\%$ 9.5K $\Omega \pm 20\%$
Pulse Coil or Pickup Coil Color Code / $\Omega$	O ~ B O ~ Gry / 150 $\Omega \pm 10\%$

ELECTRICAL 1

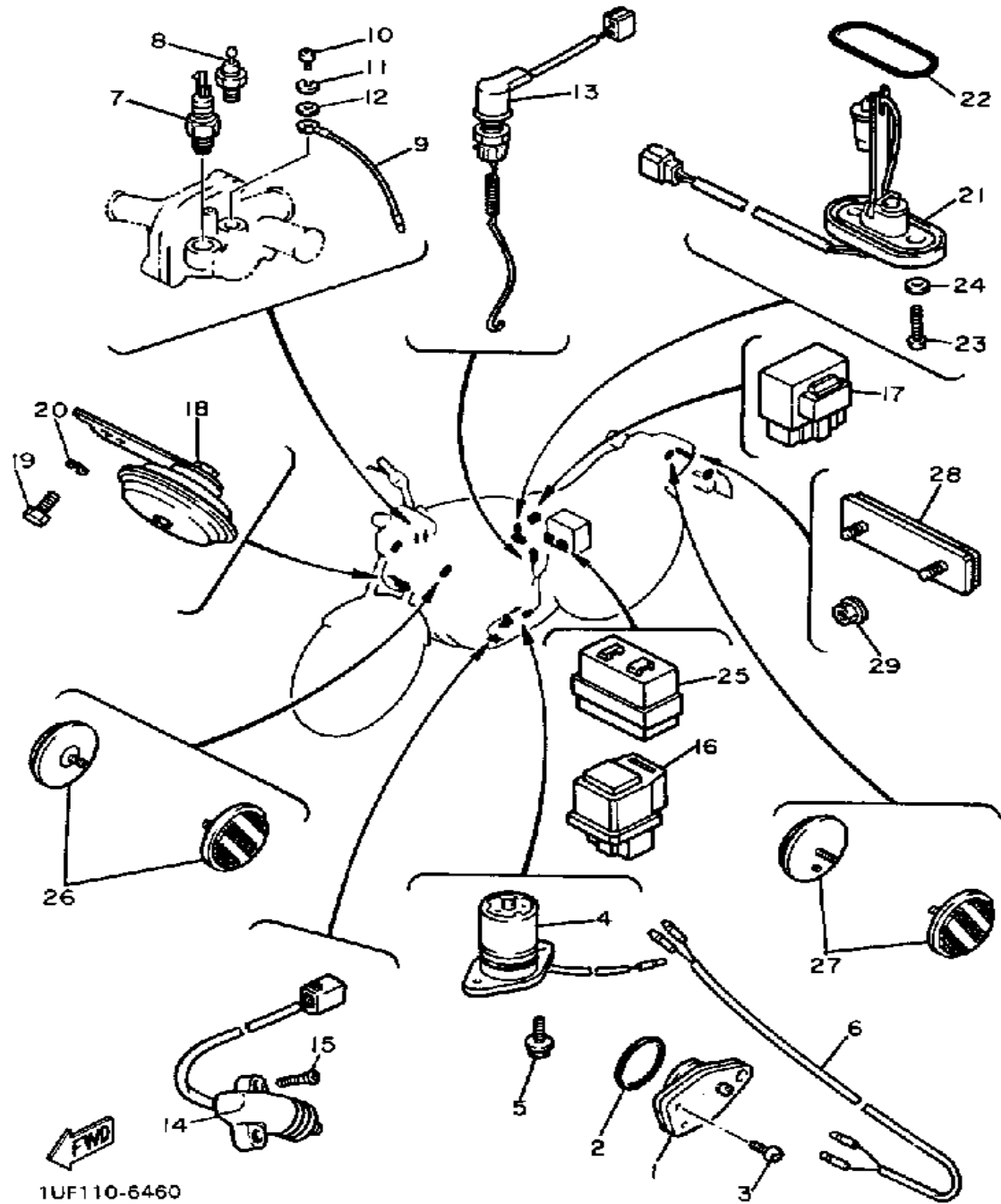
Ref. No.	Part Number	Description	Qty	Remarks
28	42X-82151-20-00	. FUSE (10A) .....	4	
29	36Y-82151-00-00	. FUSE (15A-BL) .....	2	
30	341-26397-01-00	BAND .....	1	
31	(90464-13080-00)	CLAMP .....	1	



# ELECTRICAL 2

Ref. No.	Part Number	Description	Qty	Remarks
1	1AE-82540-00-00	NEUTRAL SWITCH ASSEMBLY	1	
2	93210-29196-00	O-RING .....	1	
3	98503-06014-00	SCREW, PAN HEAD (92502-06016) .....	2	
4	4H7-85720-01-00	OIL LVL GAUGE ASSEMBLY ..	1	
5	95026-06016-00	BOLT, FLANGE .....	2	
6	1AE-82509-00-00	WIRE, SUB LEAD .....	1	
7	2EL-82560-00-00	THERMO SWITCH ASSEMBLY	1	
8	11H-83591-00-00	THERMO UNIT .....	1	
9	26H-83354-00-00	WIRE, EARTH LEAD 1 .....	1	
10	98580-04008-00	SCREW, PAN HEAD .....	1	
11	92901-04600-00	WASHER, PLATE .....	1	
12	92901-04600-00	WASHER, PLATE .....	1	
13	1UF-82530-02-00	STOP SWITCH ASSEMBLY ...	1	
14	33E-82566-00-00	SWITCH, SIDE STAND .....	1	
15	90152-05016-00	SCREW, COUNTERSUNK ....	2	
16	4U8-81950-02-00	RELAY ASSEMBLY. (4U8-81950-00) .....	1	FOR SIDE STAND
17	42H-85740-00-00	CONTROL UNIT ASSEMBLY ..	1	FOR FUEL PUMP
18	1UF-83371-00-00	HORN .....	1	
19	97313-08012-00	BOLT .....	1	
20	92990-08100-00	WASHER .....	1	
21	1UF-85752-01-00	SNDR UT ASSEMBLY, F/MTR .	1	
22	42X-85753-00-00	GASKET, SENDER UNIT .....	1	
23	90149-06011-00	SCREW .....	2	
24	90202-05187-00	WASHER, PLATE .....	2	
25	41R-83350-71-00	FLASHER RELAY ASSEMBLY .	1	
26	355-85111-01-00	REFLECTOR, FRONT 1 .....	2	
27	449-85131-02-00	REFLECTOR, REAR 1 .....	2	

CONTINUED ON NEXT FRAME ➤

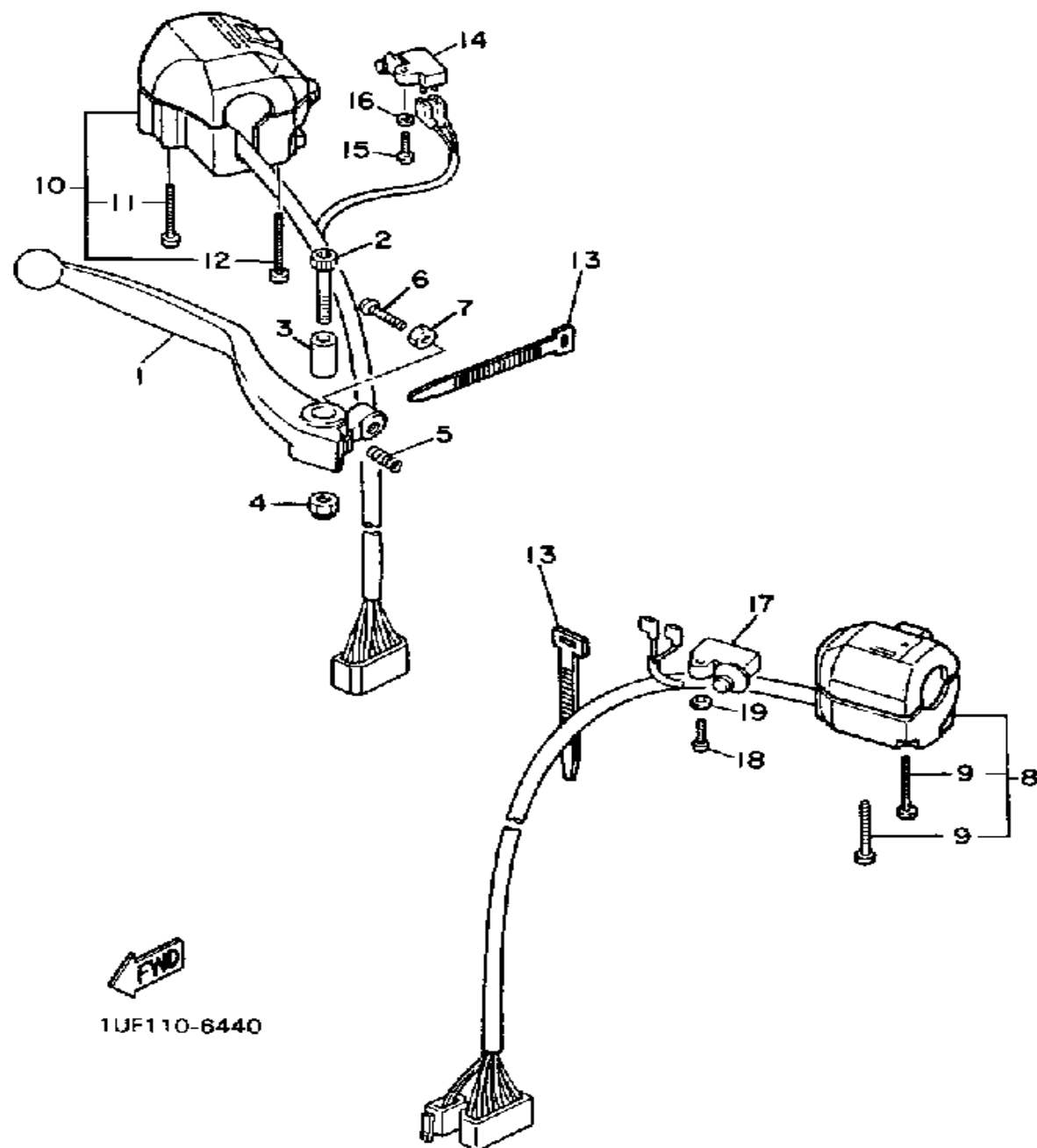


# ELECTRICAL 2

Ref. No.	Part Number	Description	Qty	Remarks
28	1FK-85130-00-00	REAR REFLECTOR ASSEMBLY	1	
29	95701-05500-00	NUT, FLANGE .....	2	

1UF110-6460





## HANDLE SWITCH - LEVER

Ref. No.	Part Number	Description	Qty	Remarks
1	36Y-83922-00-00	LEVER R .....	1	
2	90110-06074-00	BOLT, HEXAGON SOCKET HEAD .....	1	
3	36Y-83913-01-00	COLLAR, LEVER 1 .....	1	
4	95616-06100-00	NUT, U .....	1	
5	90501-10312-00	SPRING, COMPRESSION .....	1	
6	90149-06153-00	SCREW, SPEC'L SHAPE .....	1	
7	90170-06010-00	NUT .....	1	
8	1UF-83973-10-00	SWITCH, HANDLE 3 .....	1	
9	98501-05035-00	. SCREW, PAN HEAD .....	2	
10	1UF-83973-00-00	SWITCH, HANDLE 3 .....	1	
11	98501-05040-00	. SCREW, PAN HEAD (98502-05040) .....	1	
12	98501-05046-00	. SCREW, PAN HEAD .....	1	
13	437-83936-01-00	BAND, SWITCH CORD .....	2	
14	J45-82503-01-00	SWITCH, ALARM .....	1	
15	98506-04018-00	SCREW, PAN HEAD .....	1	
16	92906-04600-00	WASHER, PLATE .....	1	
17	36Y-82917-00-00	SWITCH .....	1	
18	98506-04018-00	SCREW, PAN HEAD .....	1	
19	92906-04600-00	WASHER, PLATE .....	1	

## FZX700S, SC

### 1986 SERVICE DATA

<b>MODEL - 1986 I.D. NUMBER</b>	FZX700S-1UF	FZX700SC-1UH
Initial Engine Number / Frame Number	SEE PAGE 2	
Fuel Type / Total Fuel Tank Capacity / Reserve Cap.	Regular / 13 Lit (3.4 gal) / 3 Lit (3.2 gal)	

<b>ENGINE TYPE</b>	4 Stroke, 5-Valve, DOHC, Liquid Cooled
Bore / Stroke / Number Cylinders / Displacement	68mm / 48mm / 4 / 697cc
Compression Ratio / Compression Pressure Min~Max	11.2:1 / 9 ~ 12 kg/cm <sup>2</sup> (128 ~ 170 psi)
Piston Skirt Clearance New / Max	0.06 ~ 0.8mm / 0.1mm
Ring End Gap Top / 2nd / 3rd	0.30 ~ 0.45mm / 0.20 ~ 0.35mm / 0.2 ~ 0.7mm
Valve Clearance (Cold) Intake / Exhaust	0.11 ~ 0.20mm / 0.21 ~ 0.30mm
Oiling System	Wet Sump
Capacity: Dry	3.5 Lit. (3.7 qt)
Oil & Filter Change / Oil Change Only	3.0 Lit (3.2 qt) / 2.7 Lit (2.9 qt)
Oil Filter Part Number	36Y-13441-00-00
Lubricant: Temp Above 5°C (40°F)	Yamalube 4* or SAE 20W40 SE
Temp Below 15°C (60°F)	SAE 10W30 SE
Cooling System / Capacity / Cap Opening Pressure	Liquid / 2.59 Lit (2.7 qt) / 0.75~1.05kg/cm <sup>2</sup> (11~15 psi)
Coolant Type / Mixing Ratio	Ethylene Glycol - Water / 1:1

<b>AUTOLUBE - Min Stroke / Color Code</b>	φ
Minimum Output @ 200 Cycles	φ
Maximum Output @ 200 Cycles	φ

<b>CARBURETOR - Manufacturer / Type / I.D. Number</b>	Mikuni / BDS34 / S-1UF-00	SC-1UH-00
Main Jet / Pilot Jet / Pilot Screw (Turns Out)	#1, 4:102.5 #2, 3:105 / 15 / 2	
Needle Jet / Jet Needle-Clip Position	Y-0 / 5CEZ04	
Slide Cutaway	NA	
Float Height / Fuel Level	NA / 8.3 ± 1.0mm (with special tool)	
Idle rpm	1000 rpm ± 50 rpm	
Max CO <sub>2</sub> / Max HC <sub>2</sub> / Set CO	7% / 2000 ppm / 4%	

<b>SUSPENSION</b>	
Front: Oil Type / Level / Qty	10 Wt. Fork Oil* / 174mm / 294cc
Gas or Air Pressure Min~Max / Standard	0.4~1.2 kg/cm <sup>2</sup> (5.7~17.1 psi) / 0.4 kg/cm <sup>2</sup> (5.7 psi)
Spring Length Standard	575.6mm
Rear: Gas or Air Pressure Min~Max / Standard	φ
Minimum Brake Lining Thickness Front / Rear	0.5mm / 0.5mm
Tire Size / Nominal Pressure: Front	110 / 90V16 / 2.25 kg/cm <sup>2</sup> (31 psi)
Rear	140 / 90V15 / 2.25 kg/cm <sup>2</sup> (31 psi)

<b>TRANSMISSION - Oil Type / Qty Change / Qty Dry</b>	See ENGINE Above
Secondary Drive Type / Teeth / Chain / Freeplay	Chain / 44-16 / DAIDO 50VA-108L / 15 ~ 20mm
Middle Gear Case Capacity	φ
Final Gear Case Capacity	φ
Gear Case Lubricant	φ

SERVICE COPY	SER MGR	MECH	MECH	MECH	BINDER
OFFICE COPY	GEN MGR	SALES	PARTS	BINDER	PAGE 1 OF 2

<b>CHARGING SYSTEM</b>	AC Generator
Battery: Model / Specific Gravity / Charge Rate	YB14L / 1.280 / 1.4A
Maximum Output	12V 25A @ 5000 rpm
Field Coil (Rotor) Ω	4.0 Ω ± 5%
Stator Coil Color Code / Ω	φ / 0.2Ω ± 5%
Charge Coil Color Code / Ω	φ / φ

<b>IGNITION SYSTEM</b>	Transistor Controlled
Ignition Timing	10° @ 1000 rpm Full Adv. 41.5° @ 6000 rpm
Spark Plug Type	DP8EA-9 or X24EP-U9
Spark Plug Gap / Torque / Cap Ω	0.8 ~ 0.9mm / 1.75 m·kg (12.7 ft·lbs) / 10K Ω ± 25%
Ignition Coil Test Gap / Primary Ω / Secondary Ω	6mm / 2.7 Ω ± 10% / 9.5K Ω ± 20%
Pulser Coil or Pickup Coil Color Code / Ω	Org-Blk, Org-Gry / 150 Ω ± 10%
Source Coil Color Code / Ω	φ

<b>LIGHTING SYSTEM</b>	
Headlight / Taillight / Signal Rating	12V60-55W / 12V 8W-27W / 12V 27W
Lighting Coil Color Code / Ω	φ

<b>TORQUE VALUES</b>	
Front Axle Nut	M14: 5.8 m·kg (42 ft·lbs)
Front Axle Holder Nut	M8: 2.0 m·kg (14 ft·lbs)
Rear Axle Nut	M16: 10.7 m·kg (77.4 ft·lbs)
Clutch Nut	M20: 7.0 m·kg (50 ft·lbs)
Drain Plug	M14: 4.3 m·kg (31 ft·lbs)
Flywheel Nut	φ
Cylinder Head Cover	M6: 1.0 m·kg (7.2 ft·lbs)
Cylinder Head:	M9: 3.7 m·kg (27 ft·lbs)
Engine Mounting Bolts: Front Lower	5.5 m·kg (40 ft·lbs)
Front Stay	3.3 m·kg (24 ft·lbs)
Rear Stay	M10: 5.5 m·kg (40 ft·lbs)
Rear Lower	M10: 5.5 m·kg (40 ft·lbs)
Pivot Shaft	9.0 m·kg (65 ft·lbs)

Initial Engine Number / Frame Number	FZX700S 1UF-000101 / JYA1UF00( )GA000101
	FZX700SC: 1UH-000101 / JYA1UH00( )GA000101

φ = Does Not Apply to This Model

NA = Information Not Available

\* = Available from YPDI

e = For Diagnostic Use Only

#### SERVICE LITERATURE

PUBLICATION	PART NUMBER	REMARKS
Owner's Manual	LIT-11626-05-05	
Service Manual	LIT-11616-05-05	
Assembly Manual	LIT-11666-05-05	
Consumer Info.	LIT-11656-04-28	

## FZX700T, TC

### 1987 SERVICE DATA

<b>MODEL - ISM I.D. NUMBER</b>	FZX700T-1UF	FZX700TC-1UH
Initial Engine Number / Frame Number	SEE PAGE 2	
Fuel Type / Total Fuel Tank Capacity / Reserve Cap.	Regular / 13 Lit (3.4 gal) / 3 Lit (3.2 gal)	

<b>ENGINE TYPE</b>	4 Stroke, 5-Valve, DOHC, Parallel Four
Bore / Stroke / Number Cylinders / Displacement	68mm / 48mm / 4 / 697cc
Compression Ratio / Compression Pressure Min~Max	11.2:1 / 9 ~ 12 kg/cm <sup>2</sup> (128 ~ 170 psi)
Piston Skirt Clearance New / Max	0.06 ~ 0.8mm / 0.1mm
Ring End Gap Top / 2nd / 3rd	0.30 ~ 0.45mm / 0.20 ~ 0.35mm / 0.2 ~ 0.7mm
Valve Clearance (Cold) Intake / Exhaust	0.11 ~ 0.20mm / 0.21 ~ 0.30mm
Oiling System	Wet Sump
Capacity: Dry	3500cc (3.7 qt)
Oil & Filter Change / Oil Change Only	3000cc (3.2 qt) / 2700cc (2.9 qt)
Oil Filter Part Number	36Y-13441-00-00
Lubricant: Temp Above 5°C (40°F)	Yamalube 4* or SAE 20W40 SE or SF
Temp Below 15°C (60°F)	SAE 10W30 SE or SF
Cooling System / Capacity / Cap Opening Pressure	Liquid / 2.6 Lit (2.7 qt) / 0.75~1.05kg/cm <sup>2</sup> (11~15 psi)
Coolant Type / Mixing Ratio	Ethylene Glycol - Water / 1:1

<b>AUTOLUBE - Min Stroke / Color Code</b>	φ
Minimum Output @ 200 Cycles	φ
Maximum Output @ 200 Cycles	φ

<b>CARBURETOR - Manufacturer / Type / I.D. Number</b>	Mikuni / BDS34 / T-1UF-01	TC:1UH-01
Main Jet / Pilot Jet / Pilot Screw (Turns Out)	#1, 4:102.5 #2, 3:105 / 15 / 2-1/2	
Needle Jet / Jet Needle / Clip Position	Y-0 / 5CEZ04 / φ	
Slide Cutaway	NA	
Float Height / Fuel Level	NA / 8.3 ±1.0mm (with special tool)	
Idle rpm	1000 ±50	
Max CO <sub>2</sub> / Max HC <sub>2</sub> / Set CO	7% / 2000 ppm / 4%	

<b>SUSPENSION</b>	
Front: Oil Type / Level / Qty	10 Wt. Fork Oil* / 174mm / 294cc
Gas or Air Pressure Min~Max / Standard	0.4~1.2 kg/cm <sup>2</sup> (5.7~17.1 psi) / 0.4 kg/cm <sup>2</sup> (5.7 psi)
Spring Length Standard	575.6mm
Rear: Gas or Air Pressure Min~Max / Standard	φ
Minimum Brake Lining Thickness Front / Rear	0.5mm / 0.5mm
Tire Size / Nominal Pressure: Front	110 / 90V16 / 2.25 kg/cm <sup>2</sup> (32 psi)
Rear	140 / 90V15 / 2.25 kg/cm <sup>2</sup> (32 psi)

<b>TRANSMISSION - Oil Type / Qty Change / Qty Dry</b>	See ENGINE Above
Secondary Drive Type / Teeth / Chain / Freeplay	Chain /44-16 / DAIDO 50VA-108L / 15 ~ 20mm
Middle Gear Case Capacity	φ
Final Gear Case Capacity	φ
Gear Case Lubricant	φ

SERVICE COPY	SER MGR	MECH	MECH	MECH	BINDER
OFFICE COPY	GEN MGR	SALES	PARTS	BINDER	PAGE 1 OF 2

<b>CHARGING SYSTEM</b>	AC Generator
Battery: Model / Specific Gravity / Charge Rate	YB14L-A2 / 1.280 / 14A
Maximum Output	12V 25A @ 5000 rpm
Field Coil (Rotor) Ω	4.0 Ω ±5%
Stator Coil Color Code / Ω	φ / 0.2Ω ±5%
Charge Coil Color Code / Ω	φ / φ

<b>IGNITION SYSTEM</b>	Transistor Controlled
Ignition Timing (BTDC)	10° @ 1000 rpm Full Adv: 41.5° @ 6000 rpm
Spark Plug Type	DP8EA-9 or X24EP-U9
Spark Plug Gap / Torque / Cap Ω	0.8 ~ 0.9mm / 1.75 m·kg (12.7 ft·lb) / 10Ω ±25%
Ignition Coil Test Gap / Primary Ω / Secondary Ω	6mm / 2.7 Ω ±10% / 9.5k Ω ±20%
Pulser Coil or Pickup Coil Color Code / Ω	O ~ B, O ~ Gy / 150Ω ±10%
Source Coil Color Code / Ω	φ

<b>LIGHTING SYSTEM</b>	
Headlight / Taillight / Signal Rating	12V60-55W / 12V 8W-27W / 12V 27W
Lighting Coil Color Code / Ω	φ

<b>TORQUE VALUES</b>	
Front Axle Nut	M14: 5.8 m·kg (42 ft·lb)
Front Axle Holder Nut	M8: 2.0 m·kg (14 ft·lb)
Rear Axle Nut	M16: 10.7 m·kg (77.4 ft·lb)
Clutch Nut	M20: 7.0 m·kg (50 ft·lb)
Drain Plug	M14: 4.3 m·kg (31 ft·lb)
Flywheel Nut	φ
Cylinder Head Cover	M6: 1.0 m·kg (7.2 ft·lb)
Cylinder Head:	M9: 3.7 m·kg (27 ft·lb)
Engine Mounting Bolts: Front Lower	M10: 5.5 m·kg (40 ft·lb)
Front Stay	M8: 2.4 m·kg (17 ft·lb)
Rear Stay	M10: 5.5 m·kg (40 ft·lb)
Rear Lower	M10: 5.5 m·kg (40 ft·lb)
Pivot Shaft	M14: 9.0 m·kg (65 ft·lb)

Initial Engine Number / Frame Number	FZX700T: 1UF-030101 / JYA1UF00( )HA030101
	FZX700TC: 1UH-003401 / JYA1UH00( )HA003401

φ = Does Not Apply to This Model  
NA = Information Not Available

\* = Available from YPDI  
⊗ = For Diagnostic Use Only

#### SERVICE LITERATURE

PUBLICATION	PART NUMBER	REMARKS
Owner's Manual	LIT-11626-05-63	Same as FZX700S/SC Same as FZX700S/SC
Service Manual	LIT-11616-05-05	
Assembly Manual	LIT-11666-05-05	
Consumer Info.	LIT-11656-04-32	

CHARGING SYSTEM	AC Generator
Battery: Model / Specific Gravity / Charge Rate	YB14L-A2 / 1.280 / 14A
Maximum Output	12V 25A @ 5000 rpm
Field Coil (Rotor) $\Omega$	4.0 $\Omega$ $\pm$ 5%
Stator Coil Color Code / $\Omega$	$\phi$ / 0.2 $\Omega$ $\pm$ 5%
Charge Coil Color Code / $\Omega$	$\phi$ / $\phi$

IGNITION SYSTEM	Transistor Controlled
Ignition Timing (BTDC)	10° @ 1000 rpm Full Adv: 41.5° @ 6000 rpm
Spark Plug Type	DP8EA-9 or X24EP-U9
Spark Plug Gap / Torque / Cap $\Omega$	0.8 ~ 0.9mm/1.75 m·kg (12.7 ft·lb)/10 $\Omega$ $\pm$ 25%
Ignition Coil Test Gap / Primary $\Omega$ / Secondary $\Omega$	6mm / 2.7 $\Omega$ $\pm$ 10% / 9.5k $\Omega$ $\pm$ 20%
Pulser Coil or Pickup Coil Color Code / $\Omega$	O ~ B O ~ Gy / 150 $\Omega$ $\pm$ 10%
Source Coil Color Code / $\Omega$	$\phi$

LIGHTING SYSTEM	
Headlight / Taillight / Signal Rating	12V60-55W / 12V 8W-27W / 12V 27W
Lighting Coil Color Code / $\Omega$	$\phi$

TORQUE VALUES	
Front Axle Nut	M14: 5.8 m·kg (42 ft·lb)
Front Axle Holder Nut	M8: 2.0 m·kg (14 ft·lb)
Rear Axle Nut	M16: 10.7 m·kg (77.4 ft·lb)
Clutch Nut	M20: 7.0 m·kg (50 ft·lb)
Drain Plug	M14: 4.3 m·kg (31 ft·lb)
Flywheel Nut	$\phi$
Cylinder Head Cover	M6: 1.0 m·kg (7.2 ft·lb)
Cylinder Head:	M9: 3.7 m·kg (27 ft·lb)
Engine Mounting Bolts: Front Lower	M10: 5.5 m·kg (40 ft·lb)
Front Stay	M8: 2.4 m·kg (17 ft·lb)
Rear Stay	M10: 5.5 m·kg (40 ft·lb)
Rear Lower	M10: 5.5 m·kg (40 ft·lb)
Pivot Shaft	M14: 9.0 m·kg (65 ft·lb)

Initial Engine Number / Frame Number	FZX700T: 1UF-030101 / JYA1UF00( )HA030101
	FZX700TC: 1UH-003101 / JYA1UH00( )HA003101

$\phi$  = Does Not Apply to This Model  
NA = Information Not Available

\* = Available from YPDI  
⊗ = For Diagnostic Use Only

SERVICE LITERATURE

PUBLICATION	PART NUMBER	REMARKS
Owner's Manual	LIT-11626-05-63	Same as FZX700S/SC Same as FZX700S/SC
Service Manual	LIT-11616-05-05	
Assembly Manual	LIT-11666-05-05	
Consumer Info.	LIT-11656-04-32	